

## Dynamic Position Analysis for May 1, 2021

SFWMM Model Simulation of 41 years ( 1965-2005 )

[Modeling Assumptions](#)

[Discussion of UPA Results](#)

- [Lake Okeechobee Projection within the Next 2 Months](#)
- Lake Okeechobee
  - [Percentiles](#)
  - [Dry Years](#)
  - [Wet Years](#)
  - [AMO / ENSO Sub-Sampling](#)
  - [Spaghetti Plot](#)
  - [All ENSO Years](#)
- Lake Okeechobee Probability Results
  - [Zone Probability Graphs](#)
  - [Probability Band Width Graph](#)
  - [Zone Probability Table](#)
  - [LORS Releases to the Estuaries](#)
  - [LORS Releases to the WCA's](#)
- WCA-1
  - [Percentiles](#)
  - [Dry Years](#)
  - [Wet Years](#)
  - [Canal Sub-Sampling Years](#)
  - [AMO / ENSO Sub-Sampling](#)
- WCA-2A
  - [Percentiles](#)
  - [Dry Years](#)
  - [Wet Years](#)
  - [Canal Sub-Sampling Years](#)
  - [AMO / ENSO Sub-Sampling](#)
- WCA-3A
  - [Percentiles](#)
  - [Dry Years](#)
  - [Wet Years](#)
  - [Canal Sub-Sampling Years](#)
  - [AMO / ENSO Sub-Sampling](#)
- Upper Kissimmee Stage and Flow
  - [Lake Kissimmee Stage at S65](#)
  - [Lake Toho Stage at S61](#)

# May 1, 2021 Modeling Dynamic Position Analysis Modeling Assumptions

- May 1, 2021 DPA is based on regular Position Analysis applying V6.7.4 (Tamiami Trail) of the SFWMM, and assuming the current Lake Okeechobee Net Inflow Outlook (LONINO) for each year simulated. It is based on historical climatic conditions spanning the period 1965-2005
- The model is reinitialized April 1st of each year
- The Lake Okeechobee operations follow the Lake Okeechobee Regulation Schedule (LORS2008). Modeling assumptions consistent with modeling performed for LORS-2008 Supplemental, Environmental Impact Statement (SEIS).
- LOK Temporary Forward Pump operations will be in place, whenever necessary, to improve water supply deliveries from the Lake under low Lake stages.
- STA surface area values are modified to reflect current flowways under operation. STA depths are maintained to a minimum of 6 inches using Lake Okeechobee releases
- Lake Okeechobee Water Shortage Management (LOWSM) is included in the simulation which reflects the currently approved 40E-21 and 40E-22 water shortage rules.
- Water supply restrictions simulated for the urban areas reflect current District water shortage management policies.
- Wet and Dry years selected by examining all years and choosing the wettest or driest years in both near and far-term.

| Lake Okeechobee Water Shortage Triggering Line |       |       |       |       |       |       |       |       |       |
|--|-------|-------|-------|-------|-------|-------|-------|-------|-------|
| 01/01  | 03/31 | 04/30 | 05/30 | 05/31 | 09/30 | 10/01 | 10/31 | 11/30 | 12/31 |
| 12.15  | 11.70 | 10.95 | 10.50 | 10.50 | 13.00 | 13.00 | 12.80 | 12.40 | 12.16 |

- La Niña is present. A transition from La Niña to ENSO-Neutral is likely in the next month or so, with an 80% chance of ENSO-neutral during May-July 2021.

- ENSO (El Niño Southern Oscillation) years (El Niño, La Niña and ENSO Neutral) are selected by locating the current month as it falls in the middle of the 3-month average in the official ONI table from NOAA/CPC:

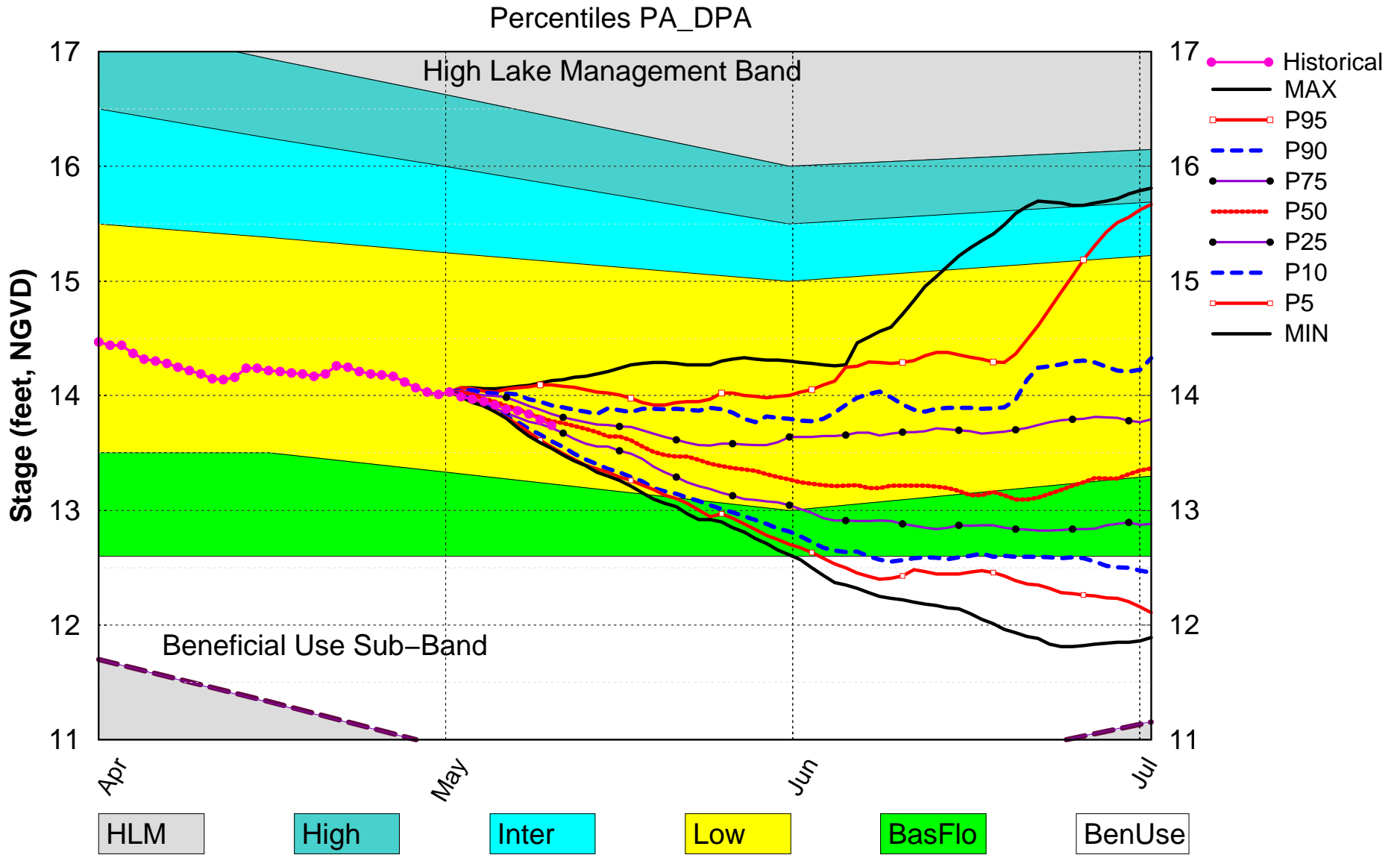
[https://origin.cpc.ncep.noaa.gov/products/analysis\\_monitoring/ensostuff/ONI\\_v5.php](https://origin.cpc.ncep.noaa.gov/products/analysis_monitoring/ensostuff/ONI_v5.php)

If the current month is within an official ENSO event (5 consecutive 3-month periods) then that year is considered an ENSO year for that month, these years are compiled ahead of the model simulations for all ENSO events within the period of record of the model simulation. Each month will have a different set of years. The strength of the ENSO event may vary among the selected years, and the DPA simulation of these years may show wide variability in modeled stages.

- S-65E inflows entering Lake Okeechobee in the SFWMM simulation were obtained by adding S-65 flows, obtained from the UK-OPS simulation in a PA mode, and local runoff contribution from the Lower Kissimmee, computed as the difference of S65E and S65 historical flows for the period 1965-2005. Runoff contribution on any given day of the current PA month is adjusted based on a correlation function of Palmer Drought Index, rainfall and historical flows.
- Back pumping of excess runoff from the EAA into Lake Okeechobee takes place only under flood control conditions (Interim Action Plan).
- Back pumping of excess runoff from the EAA into Lake Okeechobee takes place only under flood control conditions (Interim Action Plan).
- Starting January 2020 to reflect recent operation practices the 30-day moving average salinity check at I-75 bridge for Adaptive Protocols - Lake Okeechobee Release to the Caloosahatchee Estuary has been disabled in the Water Management Model
- Operations for structures in the SDCS are more consistent with COP
- WCA-3A simulated using COP
- Information for the initial conditions can be viewed [here](#). Initial stages for specified canals are shown [here](#) and gages are shown [here](#)

[Back to Operational Planning Main Page](#)

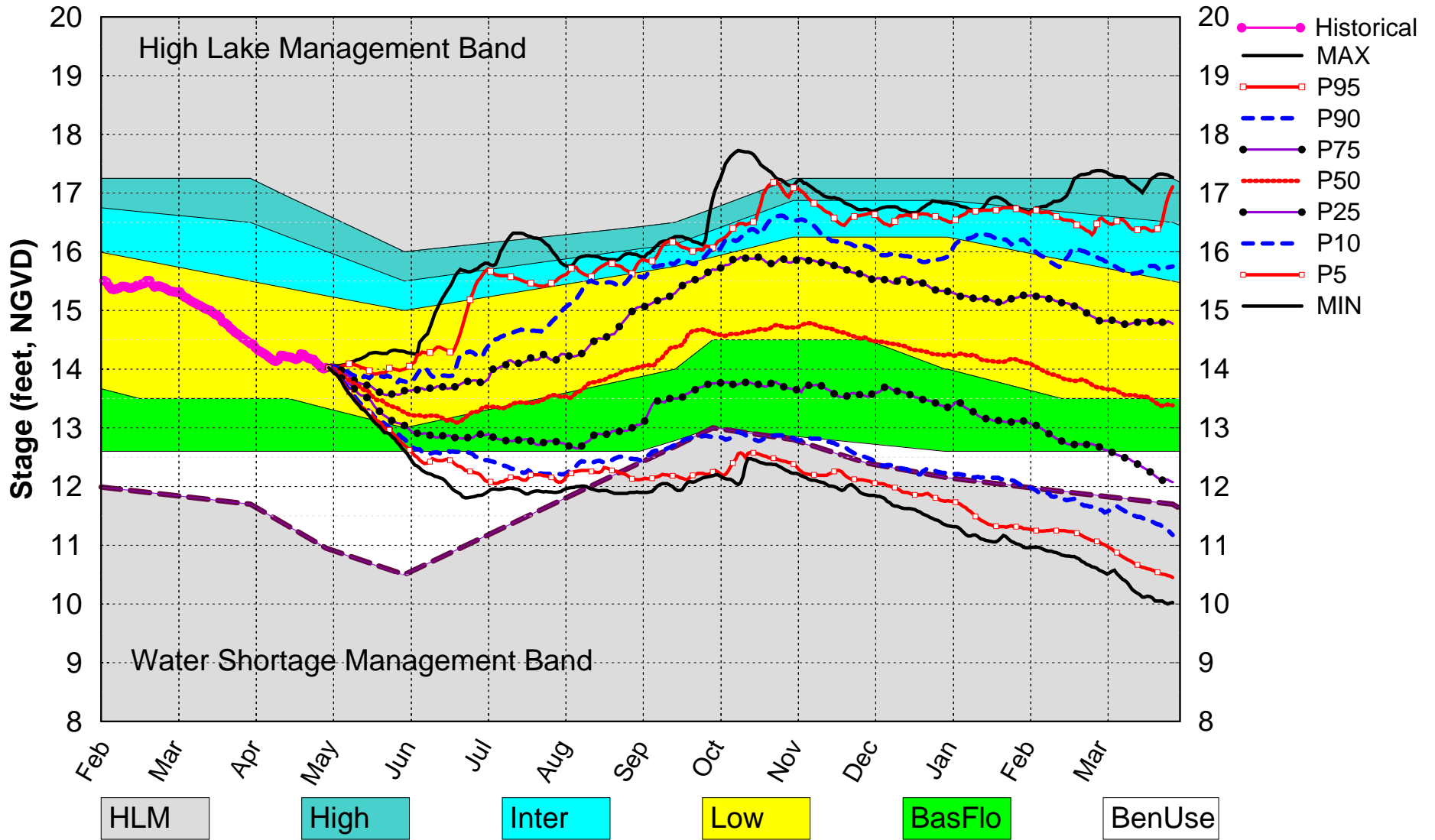
# Lake Okeechobee SFWMM May 2021 Position Analysis



(See assumptions on the Position Analysis Results website)

# Lake Okeechobee SFWMM May 2021 Position Analysis

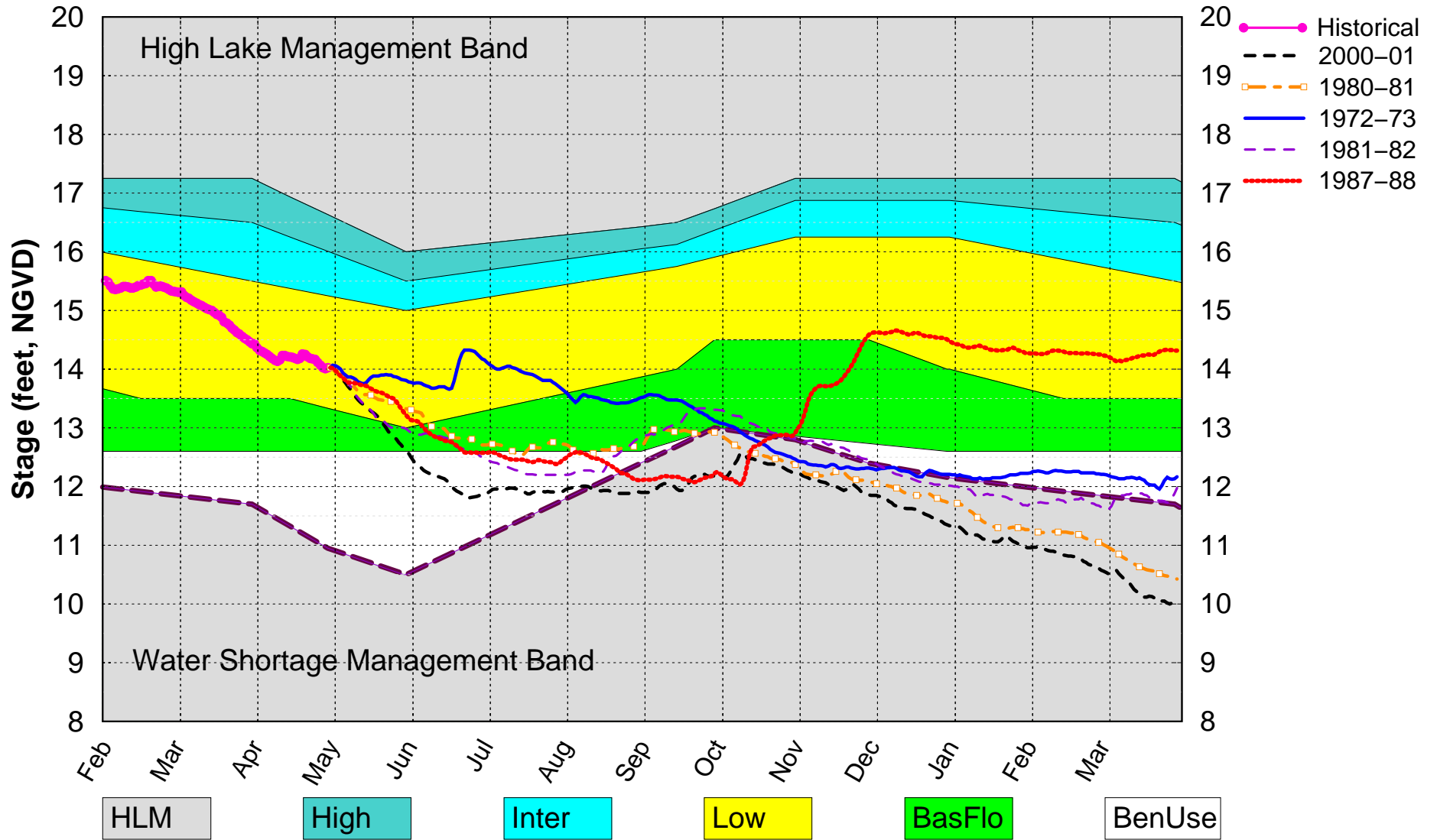
Percentiles PA\_DPA



(See assumptions on the Position Analysis Results website)

# Lake Okeechobee SFWMM May 2021 Position Analysis

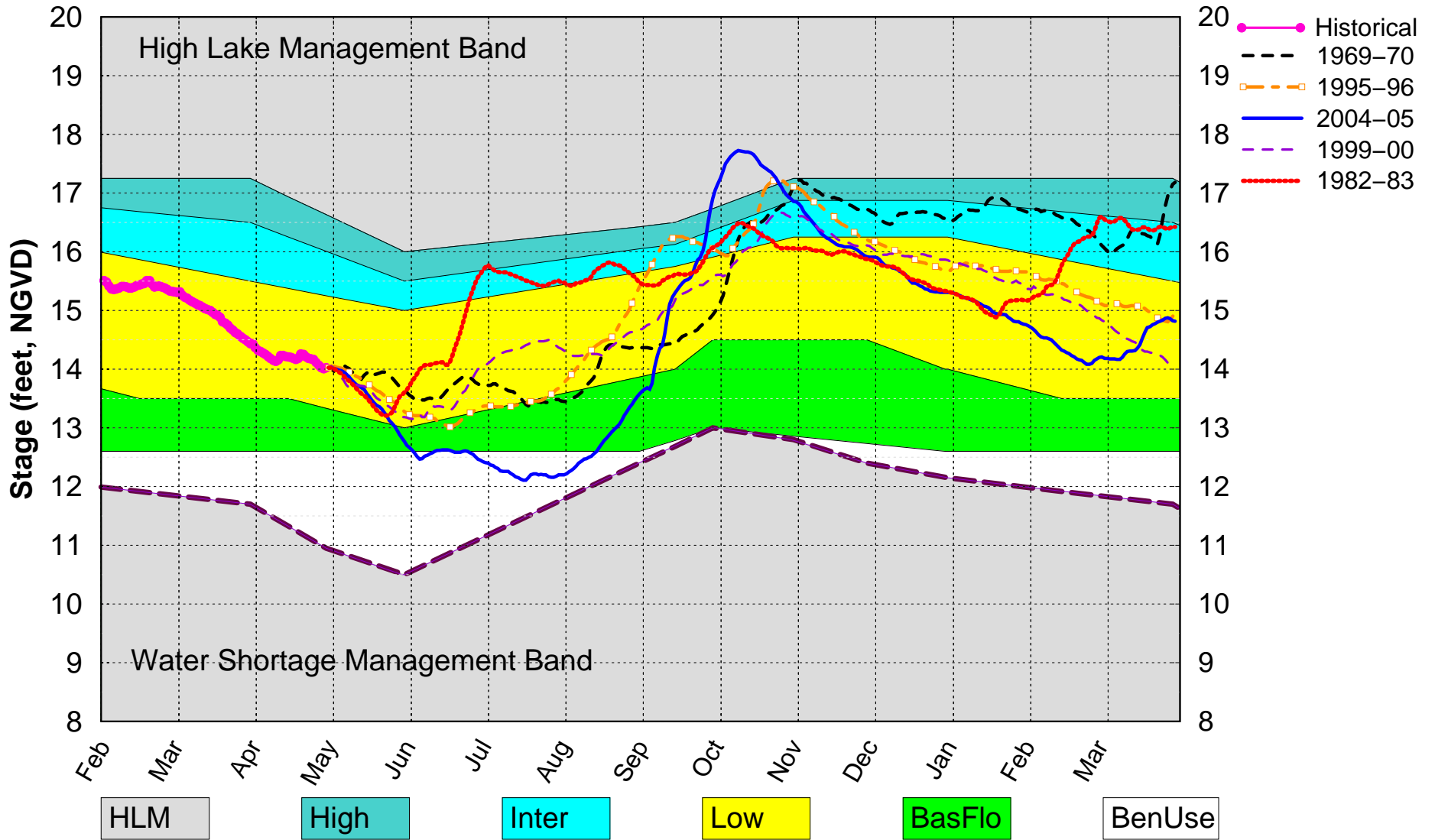
Dry Years Plot PA\_DPA



(See assumptions on the Position Analysis Results website)

# Lake Okeechobee SFWMM May 2021 Position Analysis

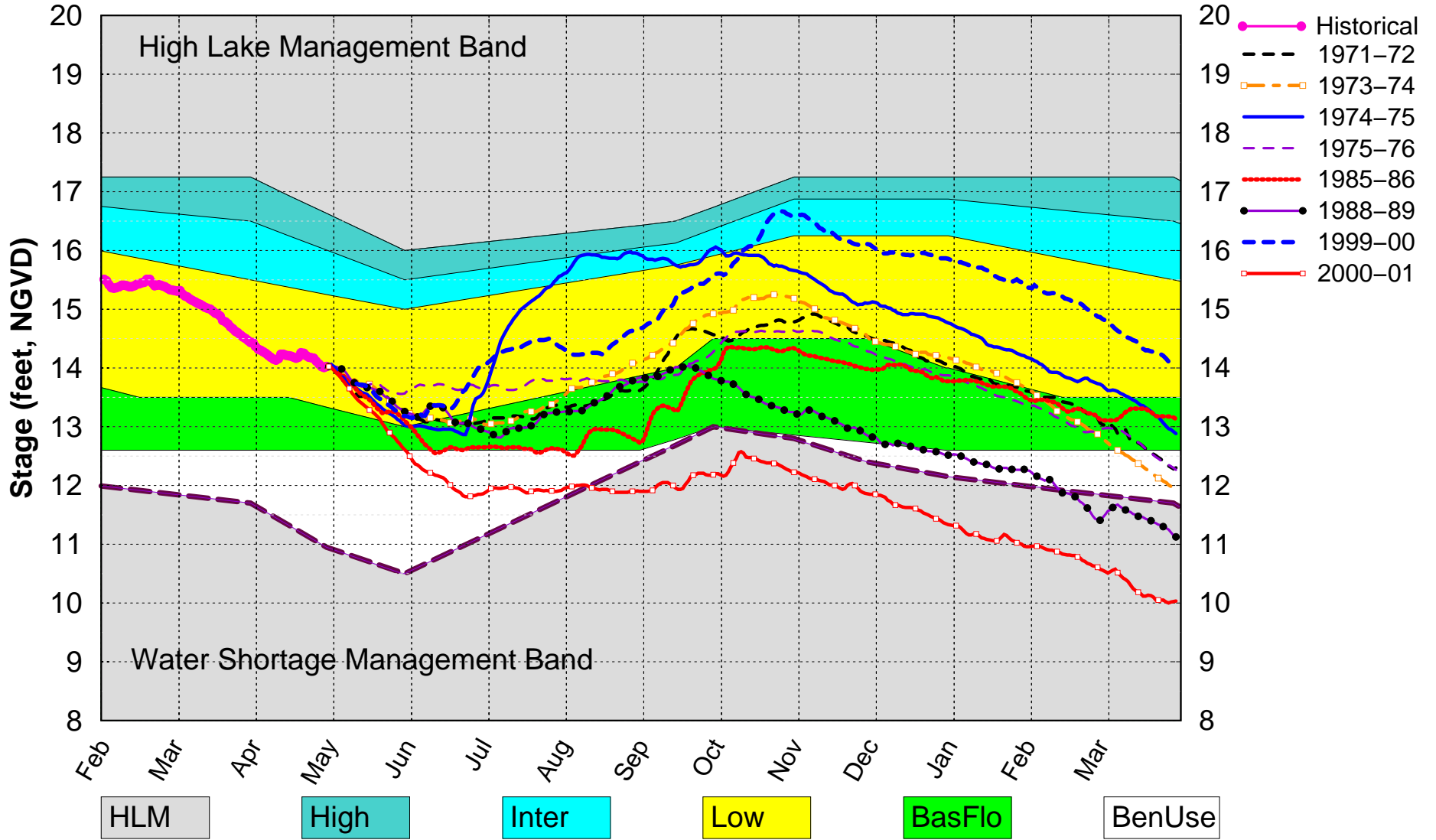
Wet Years Plot PA\_DPA



(See assumptions on the Position Analysis Results website)

# Lake Okeechobee SFWMM May 2021 Position Analysis

All La Nina Years Plot PA\_DPA

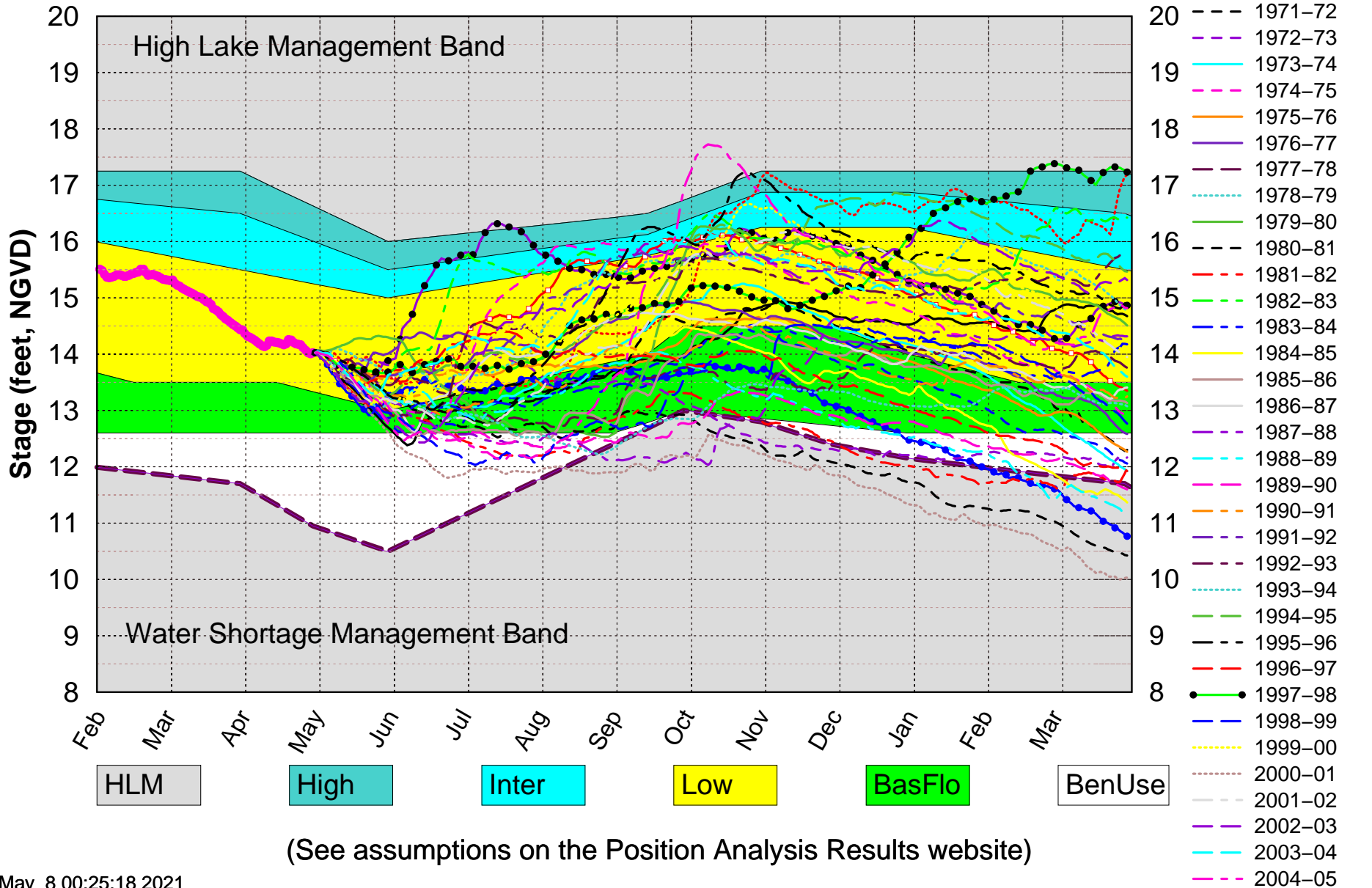


(See assumptions on the Position Analysis Results website)



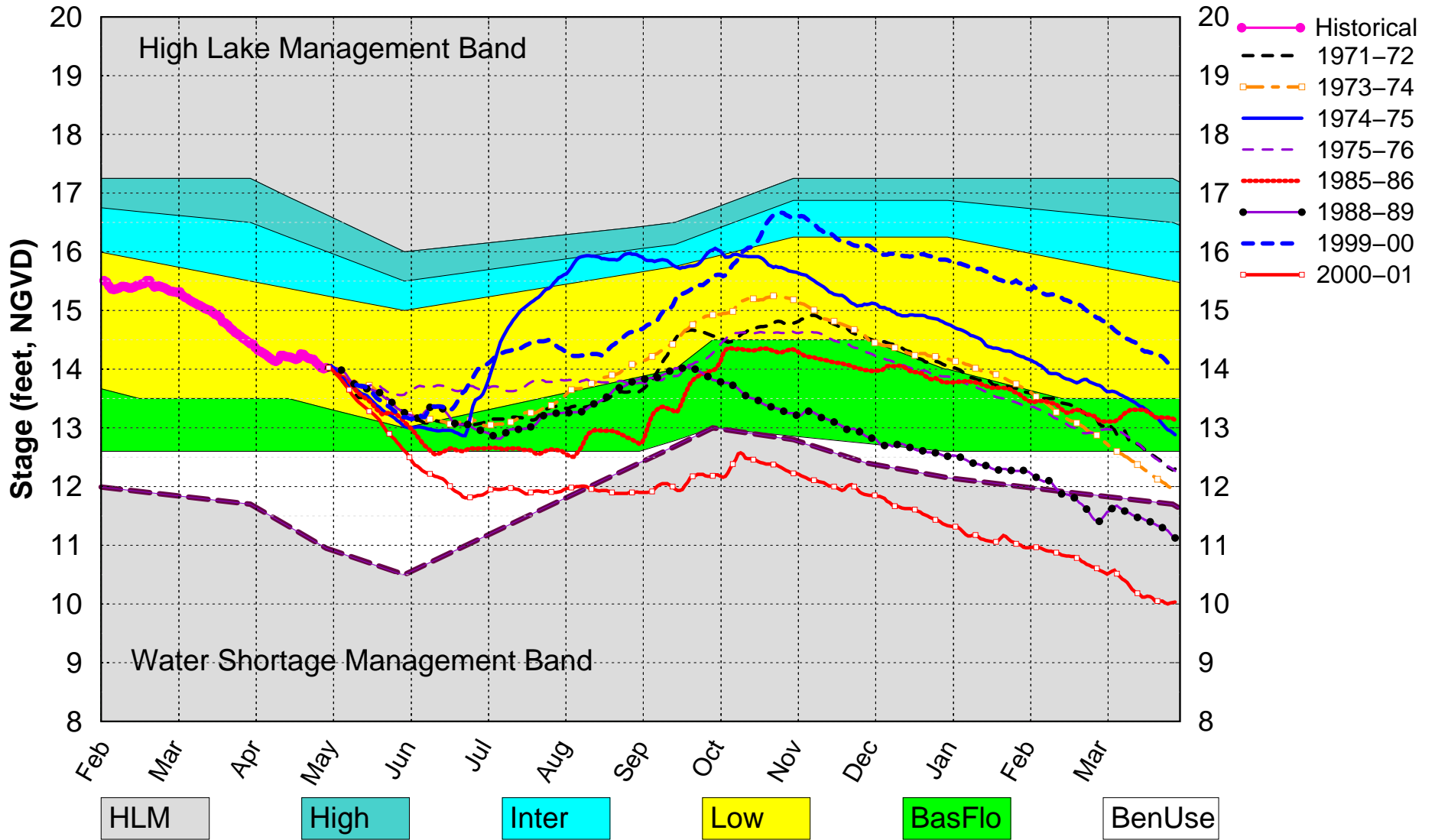
# Lake Okeechobee SFWMM May 2021 Position Analysis

All Simulated Years Plot PA\_DPA



# Lake Okeechobee SFWMM May 2021 Position Analysis

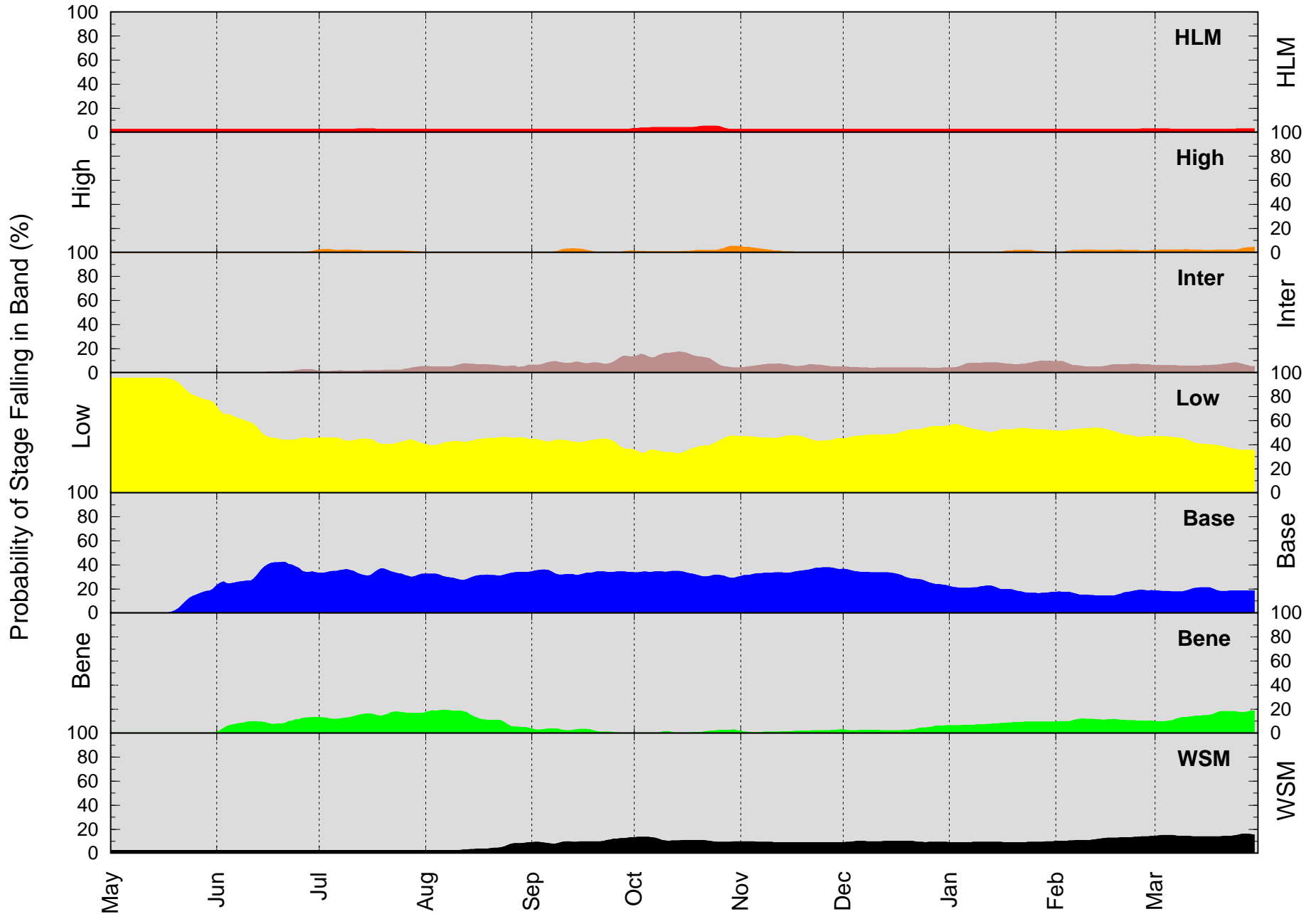
All La Nina Years Plot PA\_DPA



(See assumptions on the Position Analysis Results website)

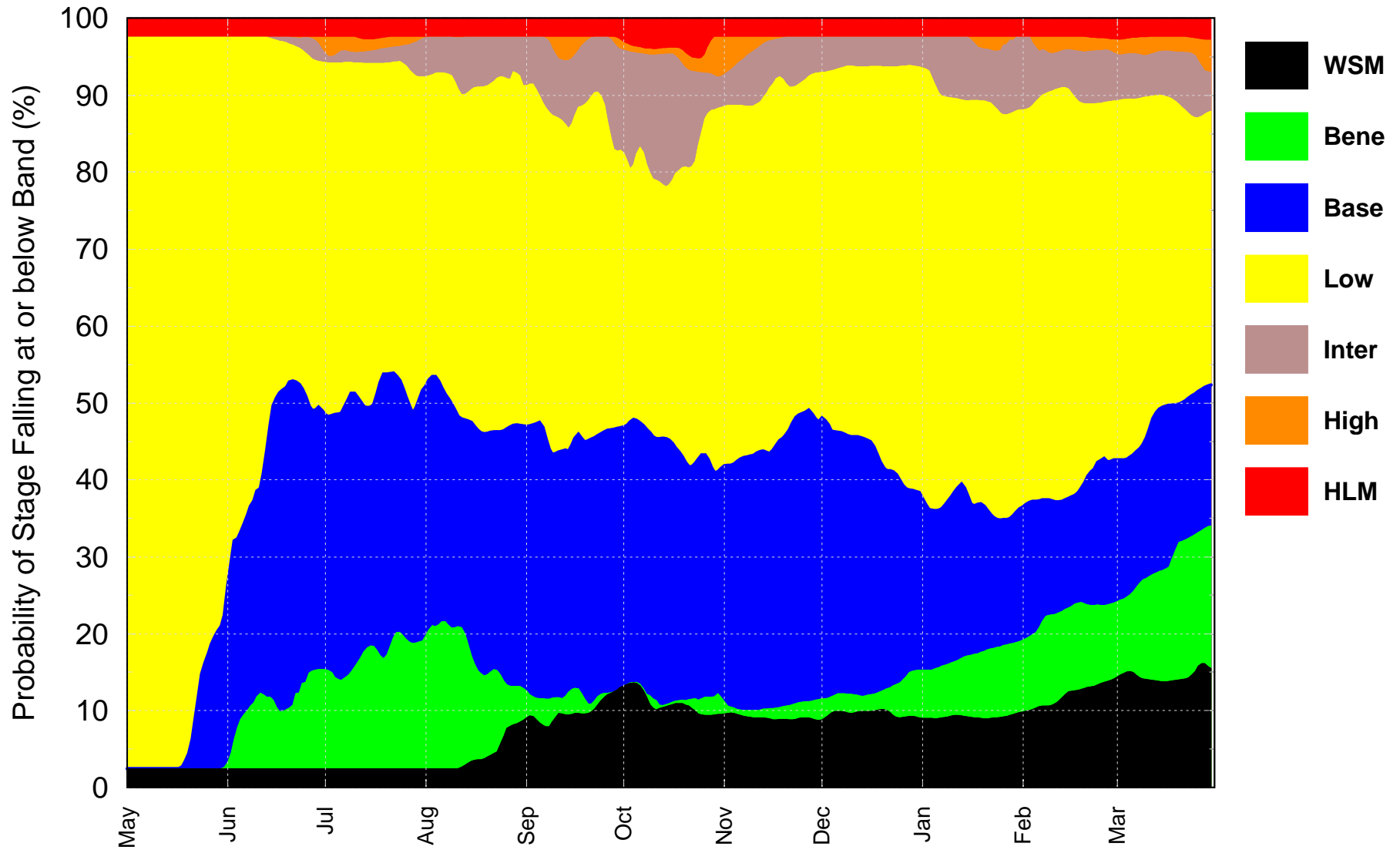
# Lake Okeechobee – Band Probabilities

'(See assumptions on the Position Analysis Results website)'



# Lake Okeechobee – Probabilities for Operational Bands

'(See assumptions on the Position Analysis Results website)'



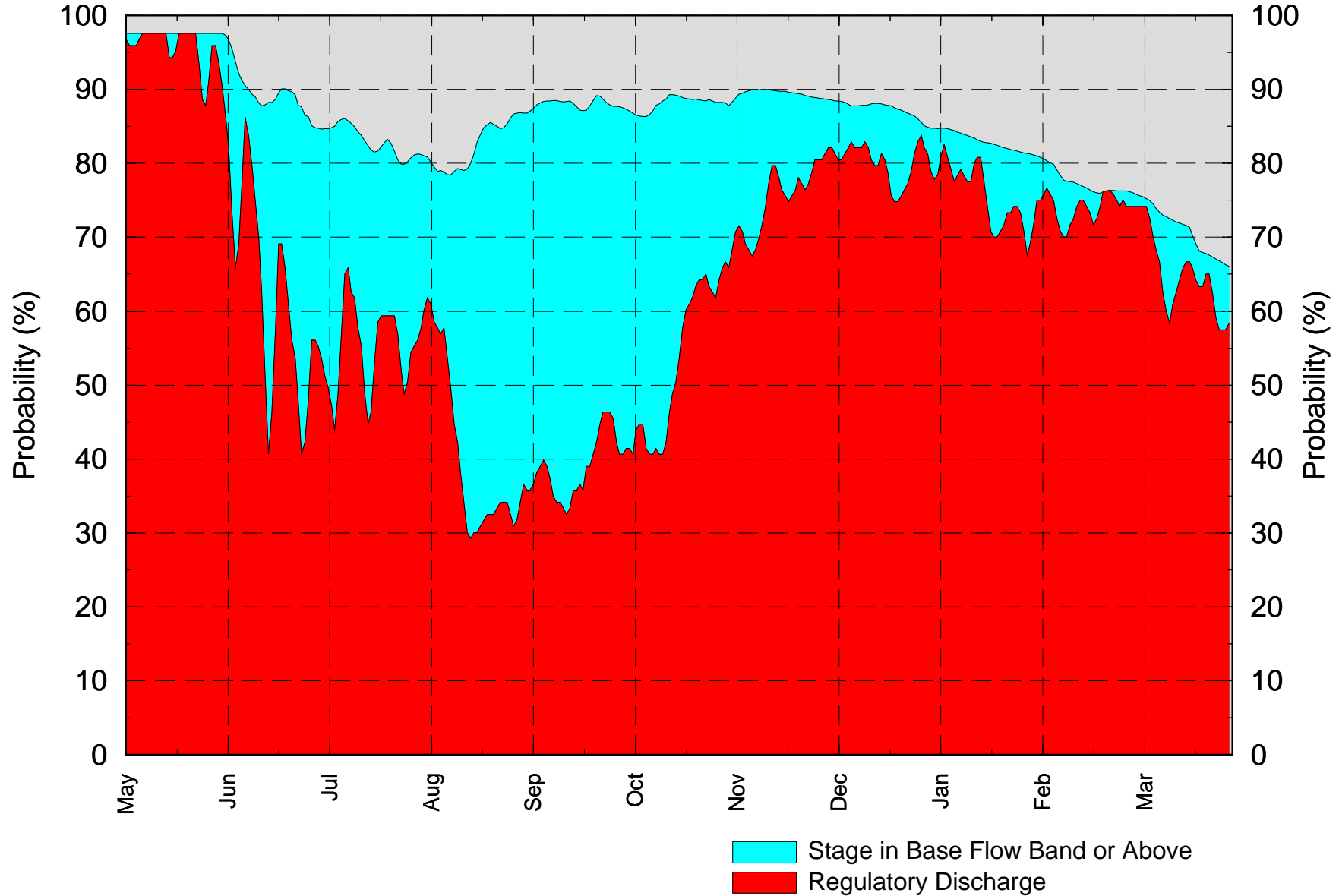
The width for each band gives the probability of stage falling in that band, as defined by the operational schedules.

Lake Okechobee Band Probabilities (%) at the Beginning of Each Month  
'(See assumptions on the Position Analysis Results website)'  
Initial Stage 14.44 ft. for 04/01/2021

| Date       | HLM | High | Inter | Low  | Base | Bene | WSM  |
|------------|-----|------|-------|------|------|------|------|
| 2021 04 01 | 2.4 | 0.0  | 0.0   | 95.1 | 0.0  | 0.0  | 2.4  |
| 2021 05 01 | 2.4 | 0.0  | 0.0   | 95.1 | 0.0  | 0.0  | 2.4  |
| 2021 06 01 | 2.4 | 0.0  | 0.0   | 71.3 | 22.9 | 0.9  | 2.4  |
| 2021 07 01 | 2.4 | 2.1  | 1.2   | 45.8 | 33.1 | 12.9 | 2.4  |
| 2021 08 01 | 2.4 | 0.0  | 5.1   | 40.2 | 32.4 | 17.4 | 2.4  |
| 2021 09 01 | 2.4 | 0.0  | 6.3   | 44.3 | 34.4 | 3.5  | 9.1  |
| 2021 10 01 | 3.2 | 1.0  | 13.3  | 35.7 | 33.6 | -0.0 | 13.2 |
| 2021 11 01 | 2.4 | 4.8  | 4.2   | 46.7 | 30.7 | 1.6  | 9.6  |
| 2021 12 01 | 2.4 | -0.0 | 4.6   | 44.9 | 36.5 | 2.7  | 8.8  |
| 2022 01 01 | 2.4 | -0.0 | 4.0   | 56.0 | 22.2 | 6.3  | 9.0  |
| 2022 02 01 | 2.4 | -0.0 | 9.4   | 51.6 | 17.3 | 9.3  | 9.8  |
| 2022 03 01 | 2.8 | 1.7  | 6.3   | 46.6 | 18.6 | 9.9  | 14.2 |

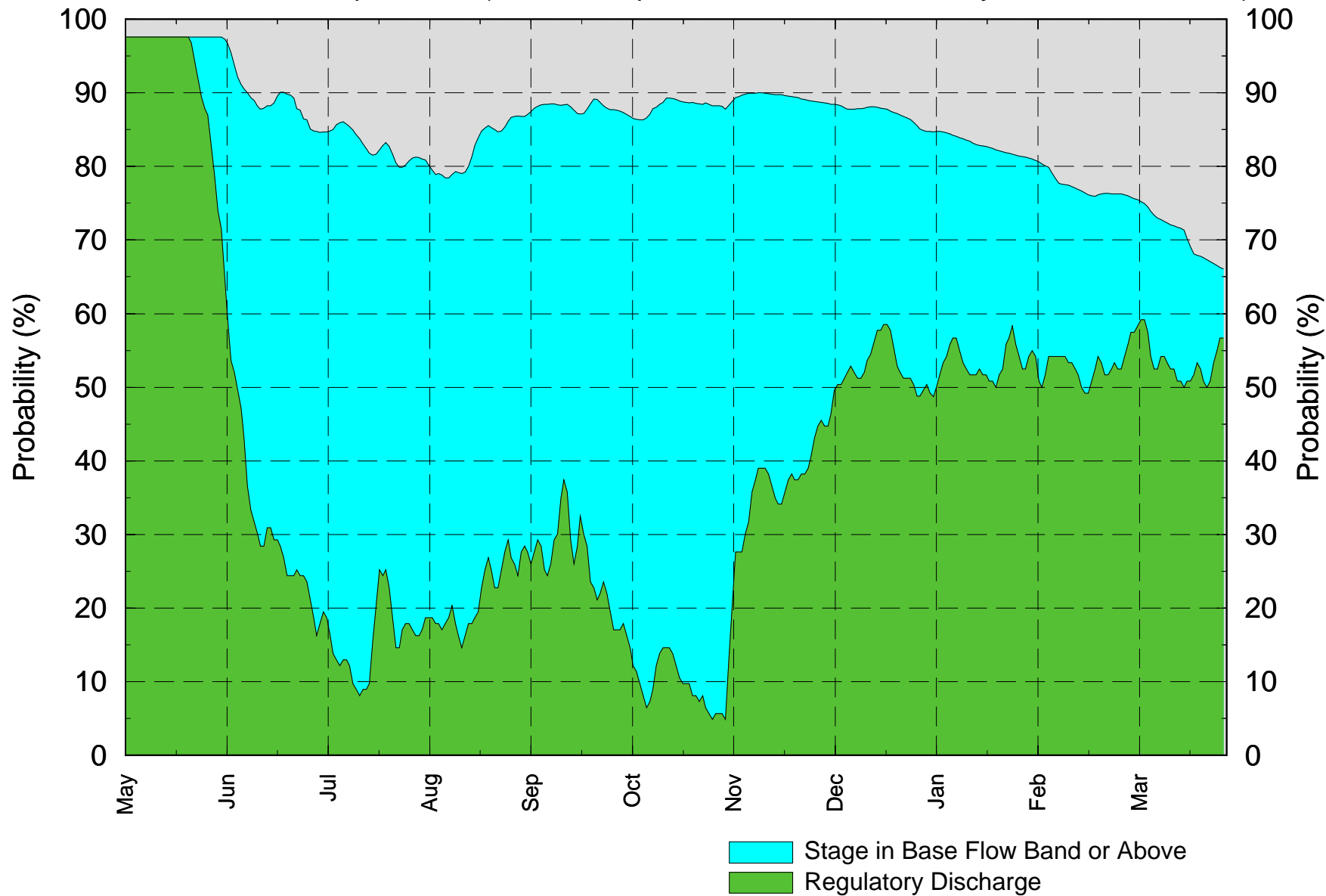
# Lake Okeechobee – LORS2008 Releases to the Estuaries

Unconditional PA Operations (See assumptions on the Position Analysis Results website)



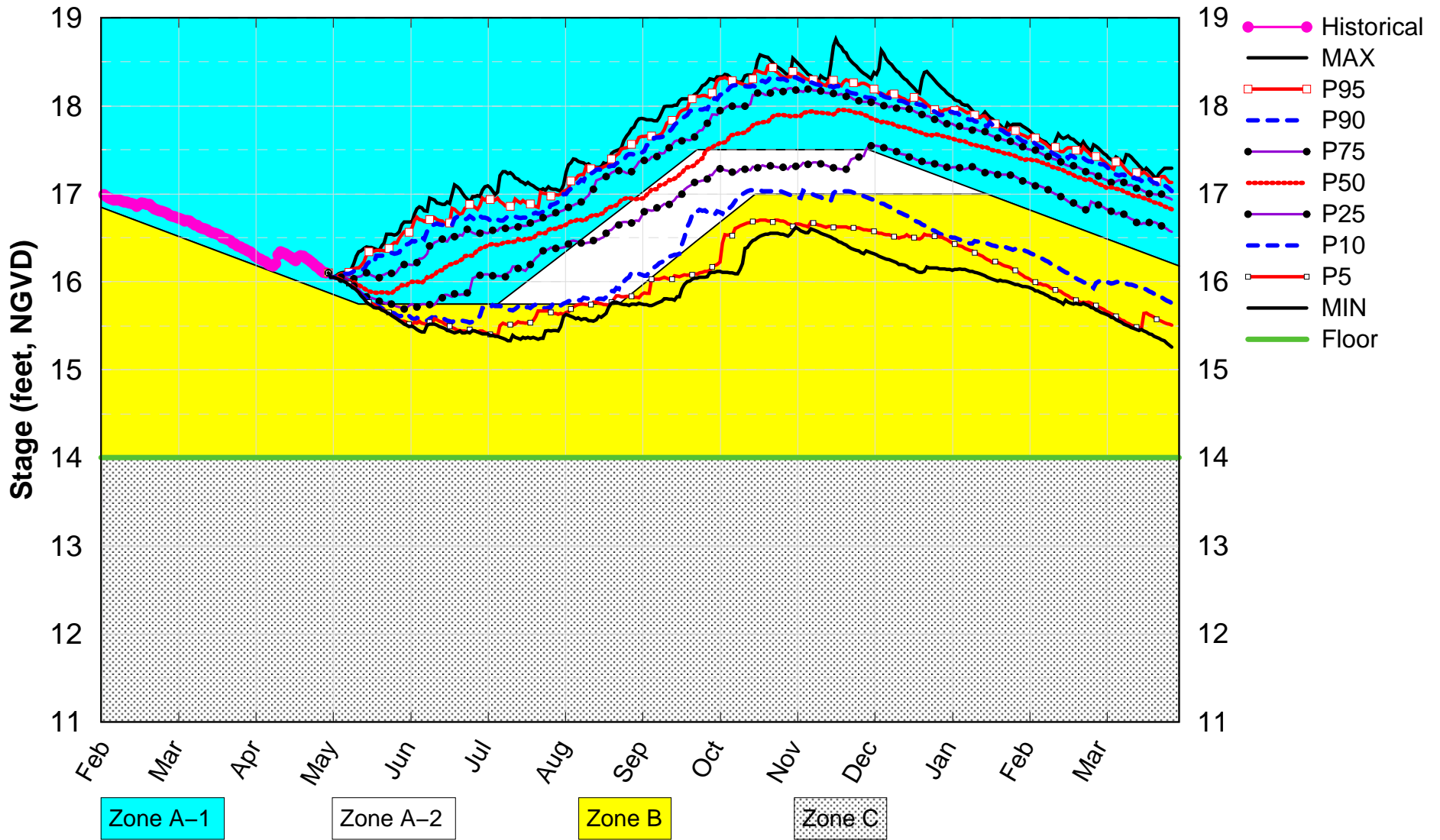
# Lake Okeechobee – LORS2008 Releases to the WCA's

Unconditional PA Operations (See assumptions on the Position Analysis Results website)



# WCA1 SFWMM May 2021 Position Analysis

Percentiles PA\_DPA

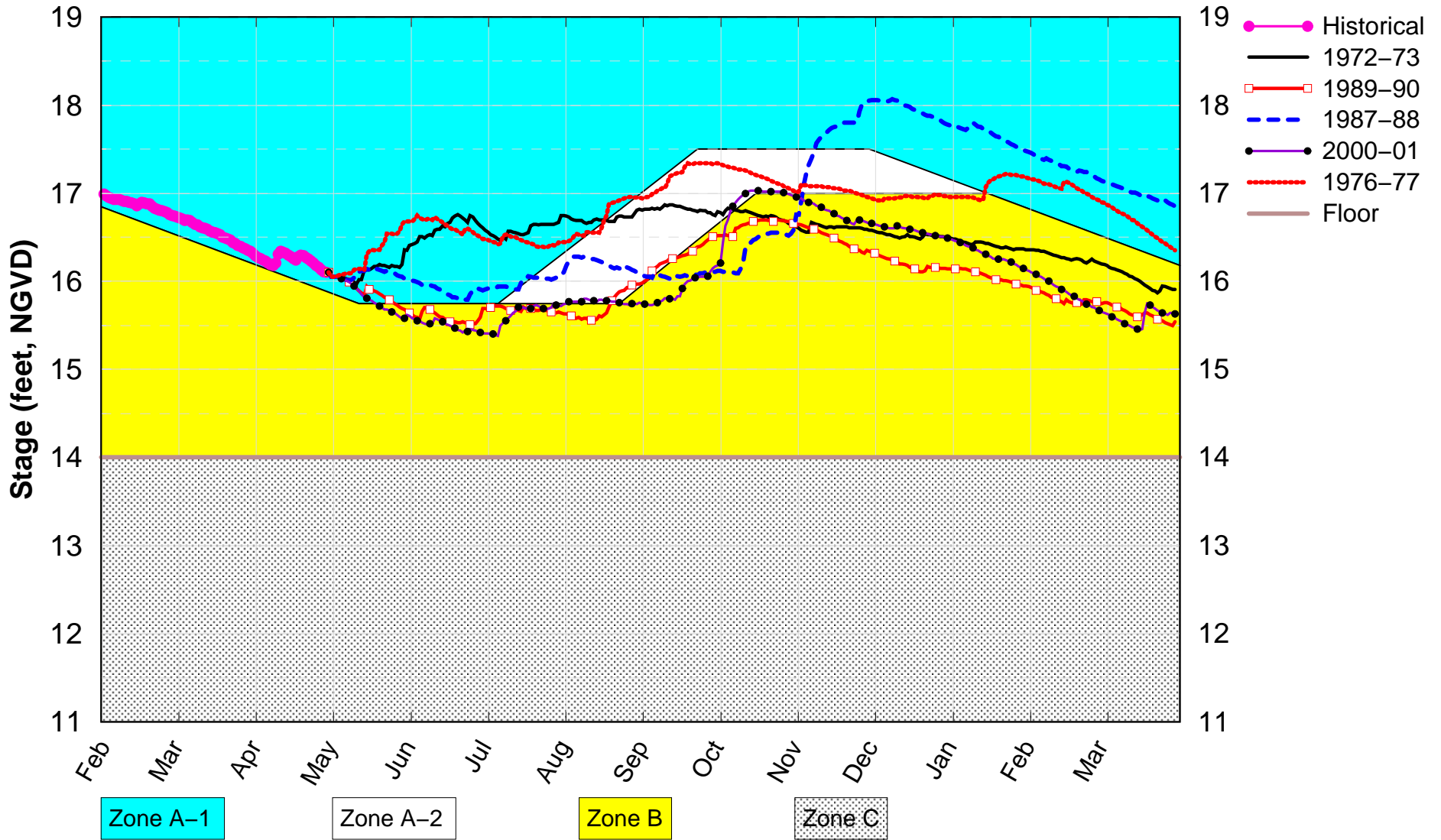


(See assumptions on the Position Analysis Results website)



# WCA1 SFWMM May 2021 Position Analysis

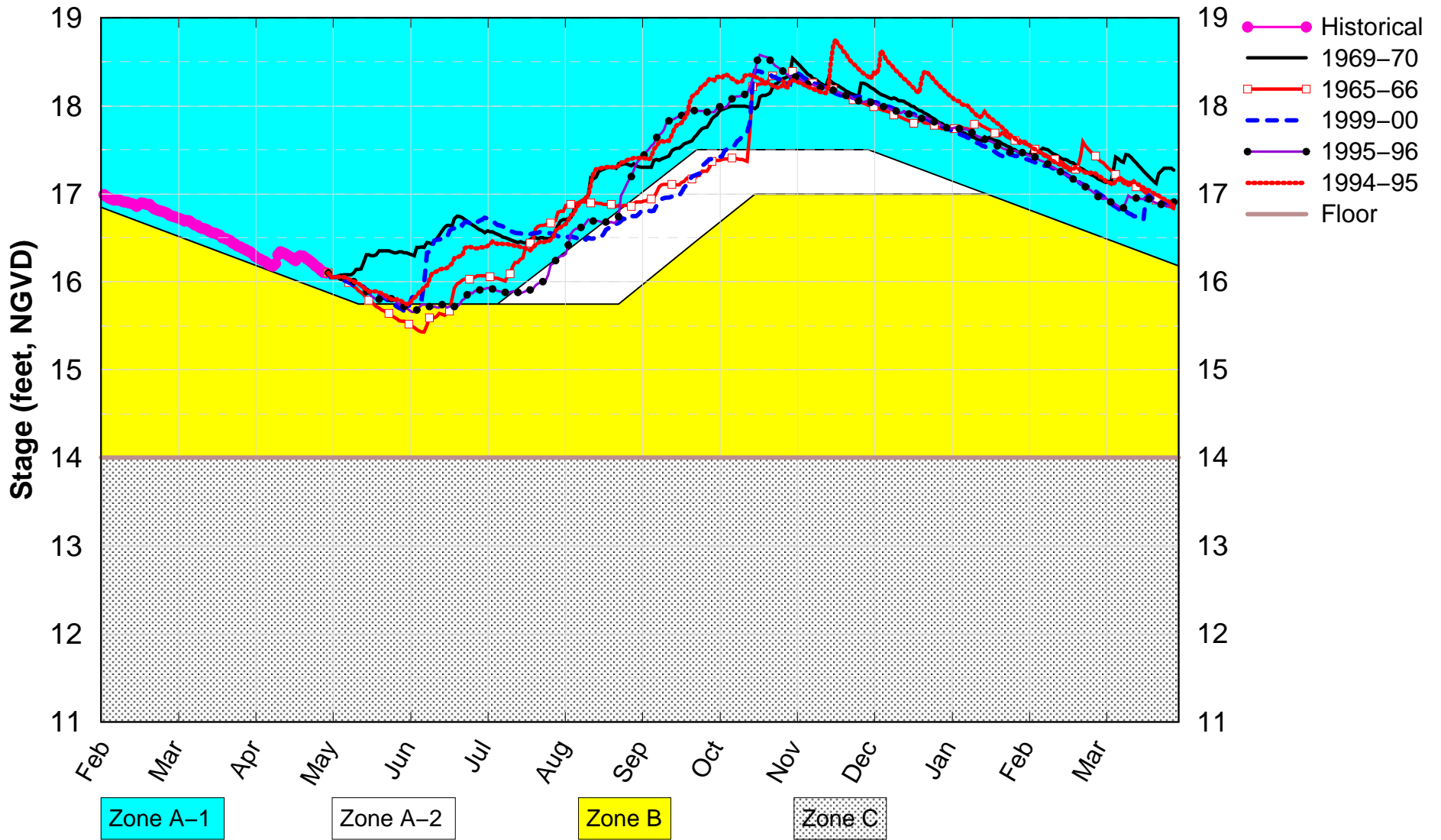
Dry Years Plot PA\_DPA



(See assumptions on the Position Analysis Results website)

# WCA1 SFWMM May 2021 Position Analysis

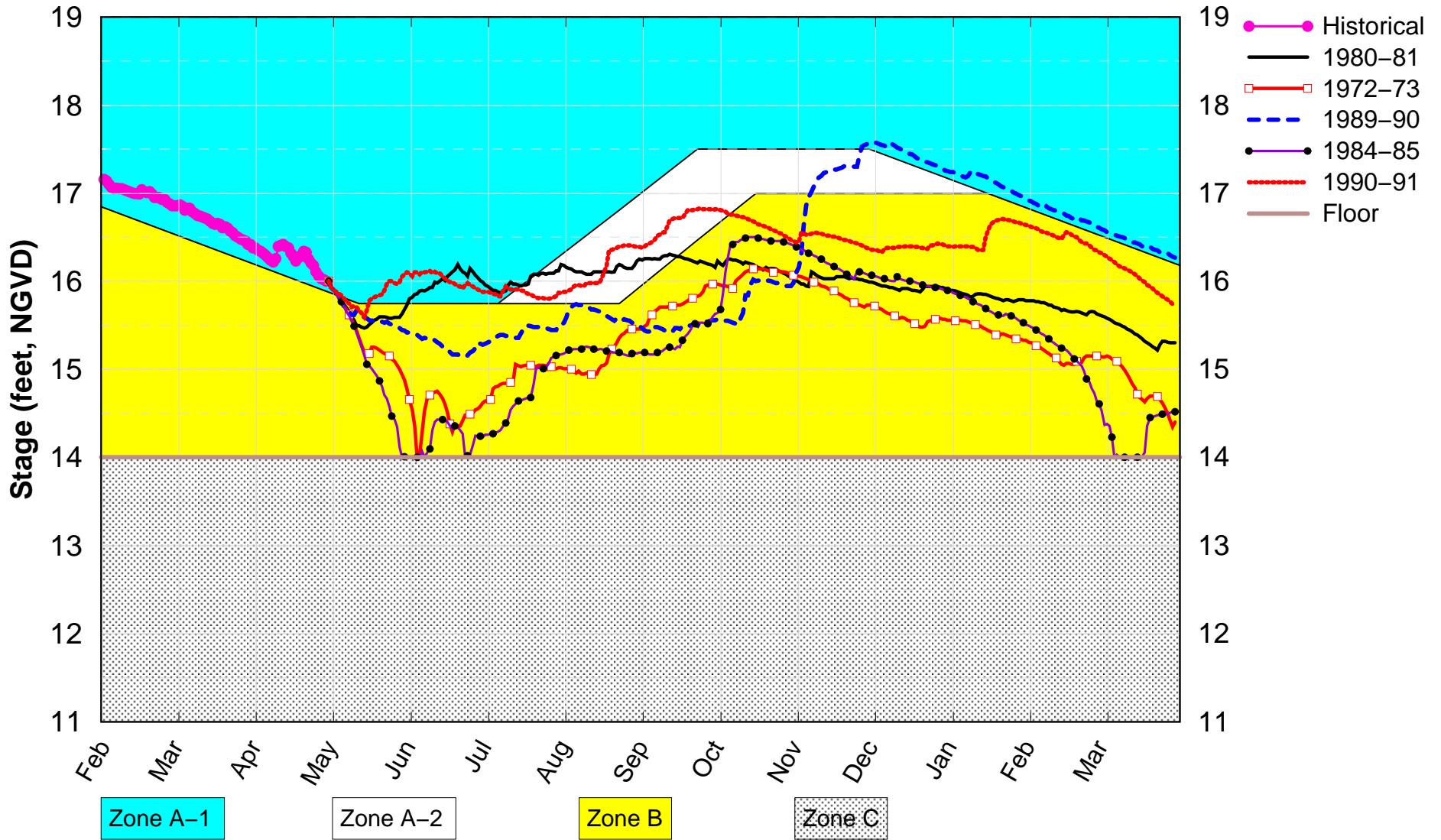
Wet Years Plot PA\_DPA



(See assumptions on the Position Analysis Results website)

# CA1 Canal SFWMM May 2021 Position Analysis

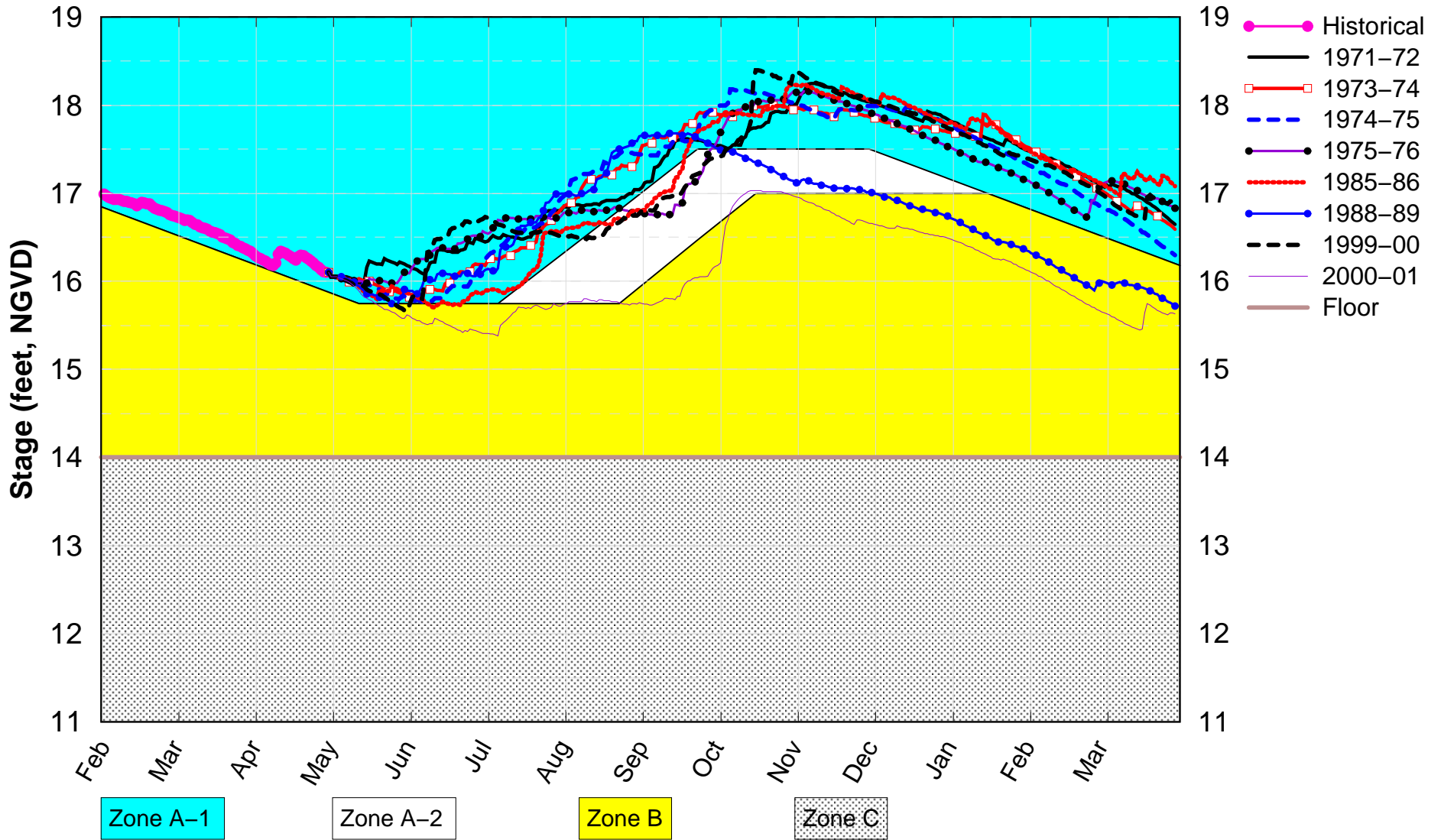
PA\_DPA Dry Years Plot



(See assumptions on the Position Analysis Results website)

# WCA1 SFWMM May 2021 Position Analysis

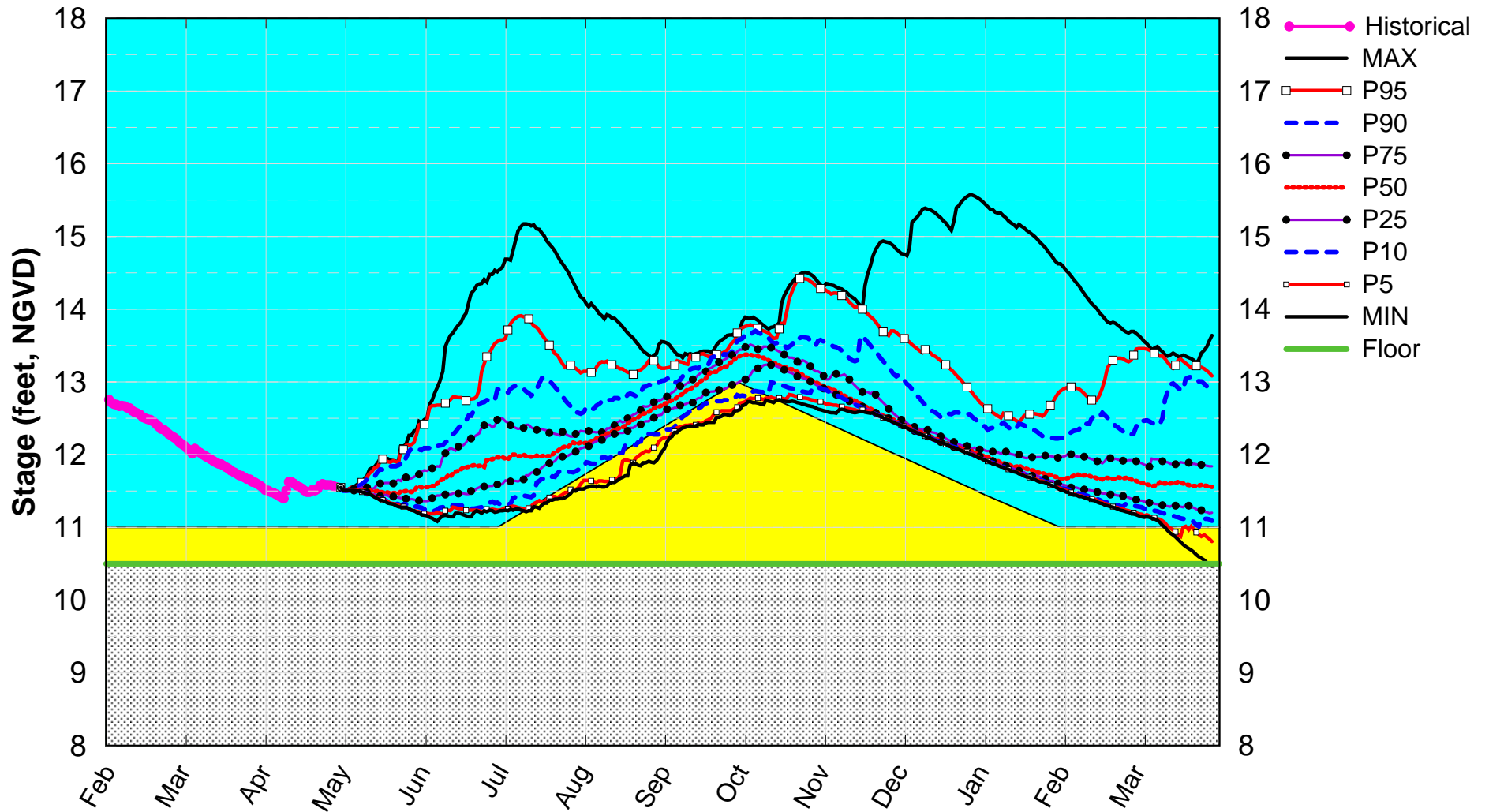
All La Nina Years Plot PA\_DPA



(See assumptions on the Position Analysis Results website)

# WCA2A SFWMM May 2021 Position Analysis

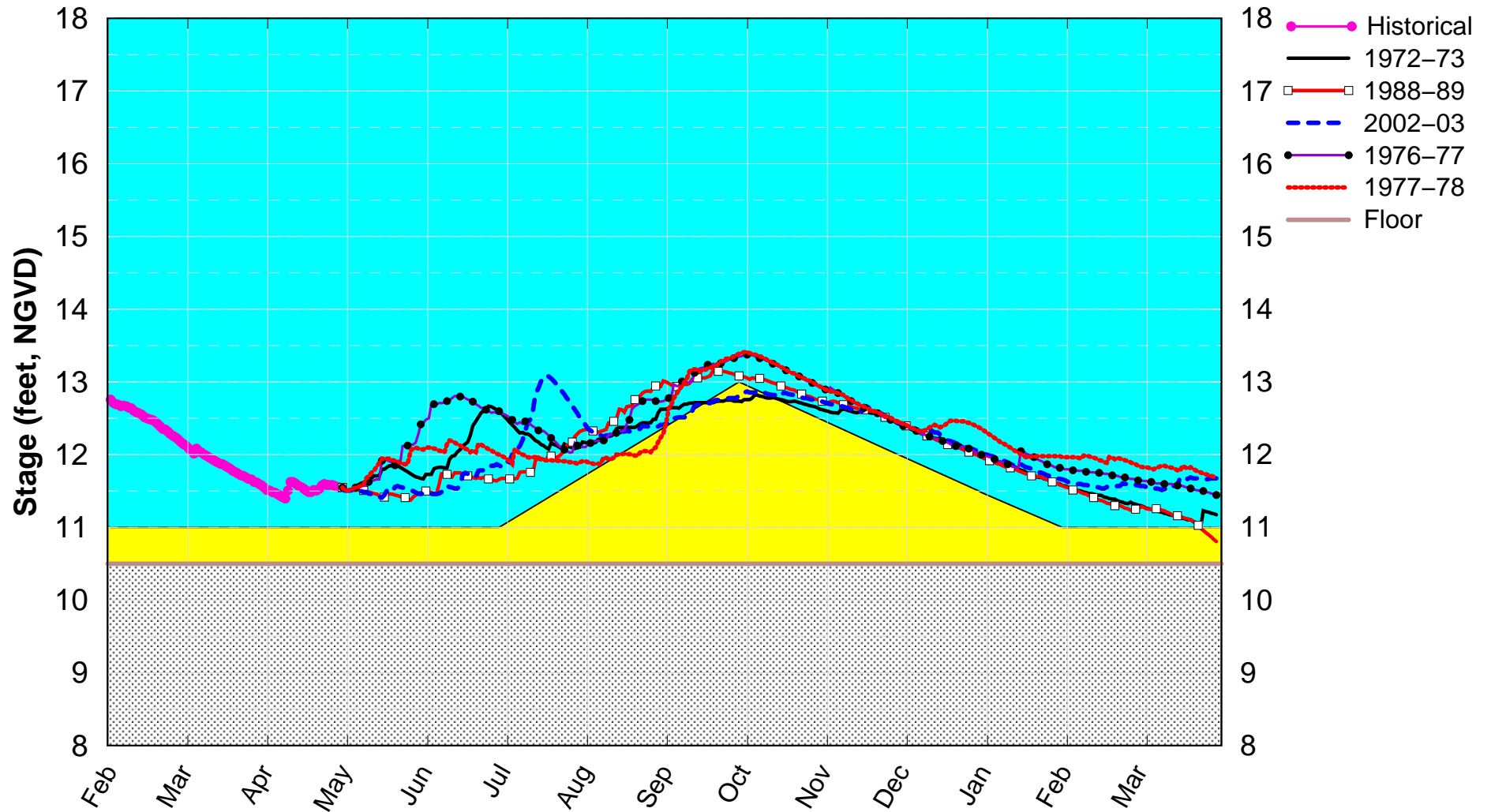
Percentiles PA\_DPA



(See assumptions on the Position Analysis Results website)

# WCA2A SFWMM May 2021 Position Analysis

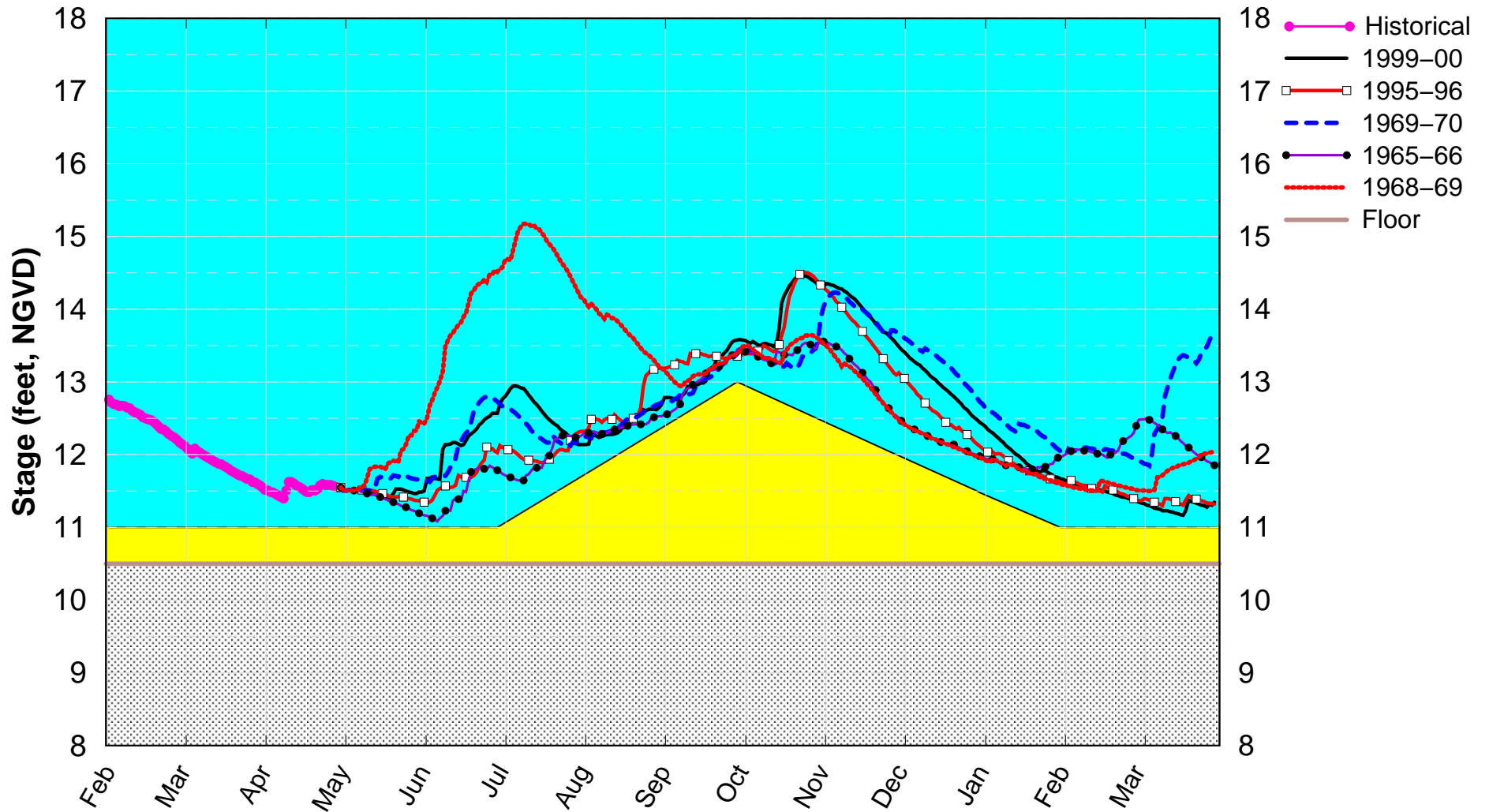
Dry Years Plot PA\_DPA



(See assumptions on the Position Analysis Results website)

# WCA2A SFWMM May 2021 Position Analysis

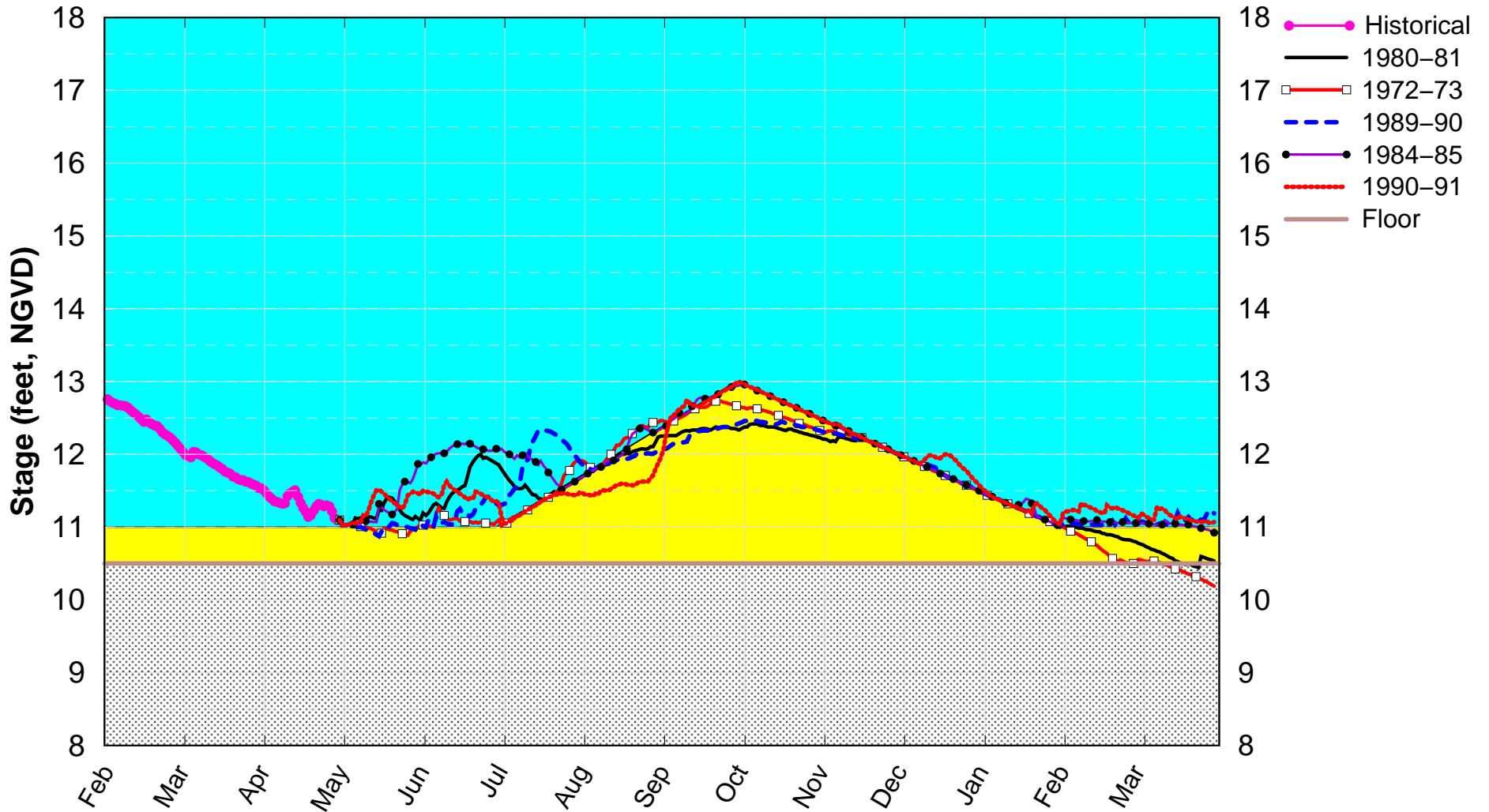
Wet Years Plot PA\_DPA



(See assumptions on the Position Analysis Results website)

# L38 Canal SFWMM May 2021 Position Analysis

PA\_DPA Dry Years Plot

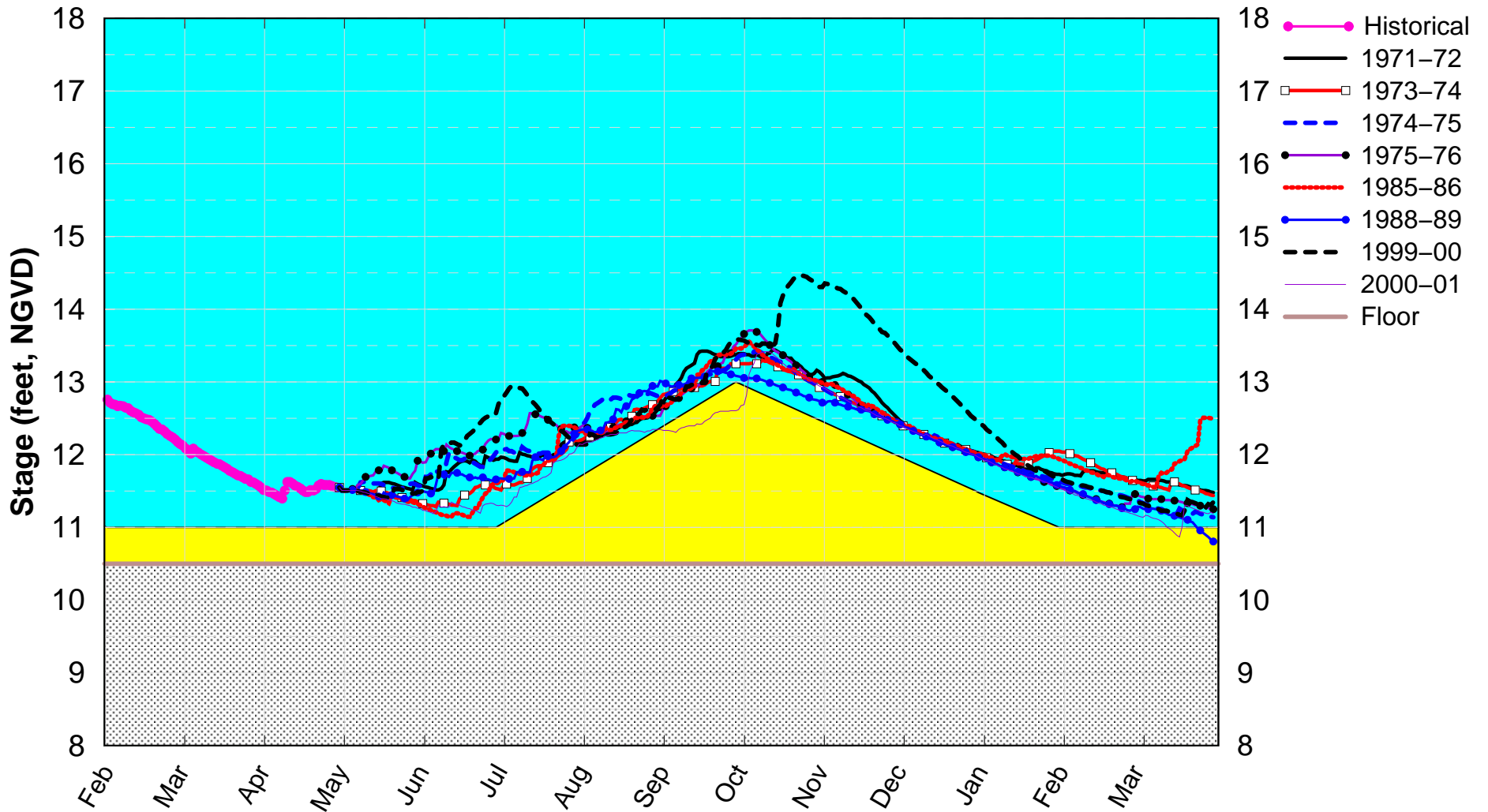


(See assumptions on the Position Analysis Results website)



# WCA2A SFWMM May 2021 Position Analysis

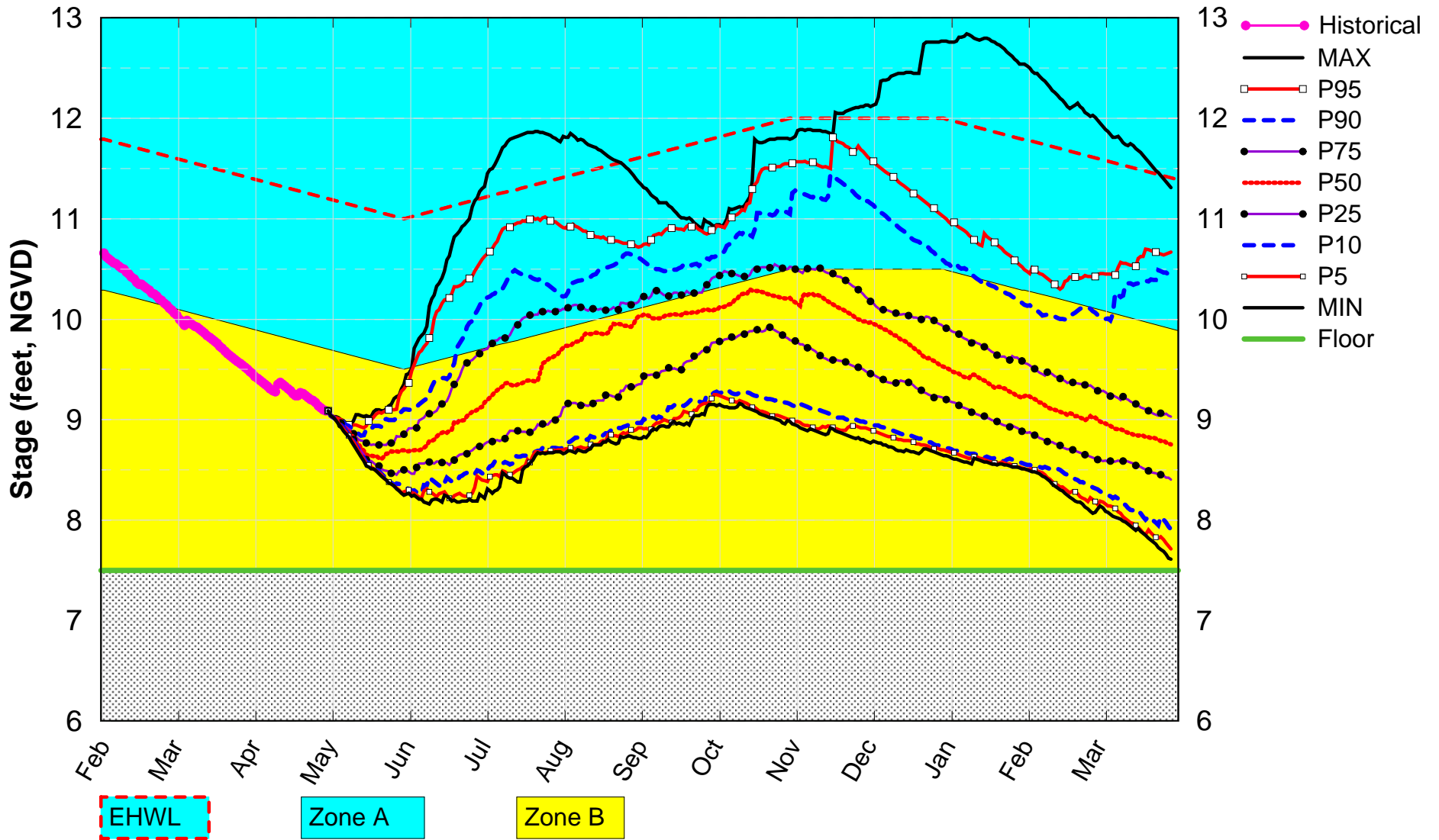
All La Nina Years Plot PA\_DPA



(See assumptions on the Position Analysis Results website)

# WCA3A SFWMM May 2021 Position Analysis

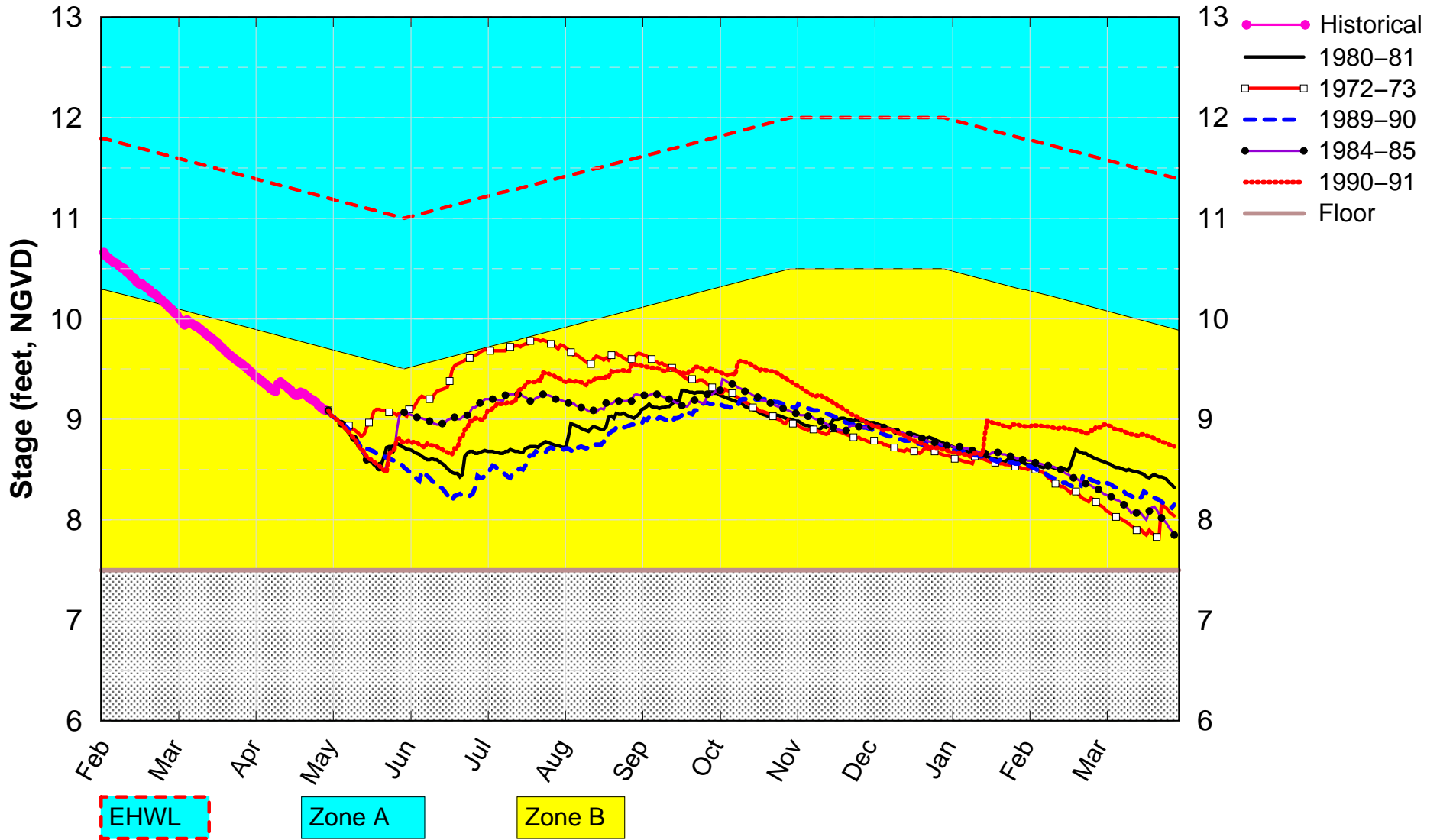
Percentiles PA\_DPA



(See assumptions on the Position Analysis Results website)

# WCA3A SFWMM May 2021 Position Analysis

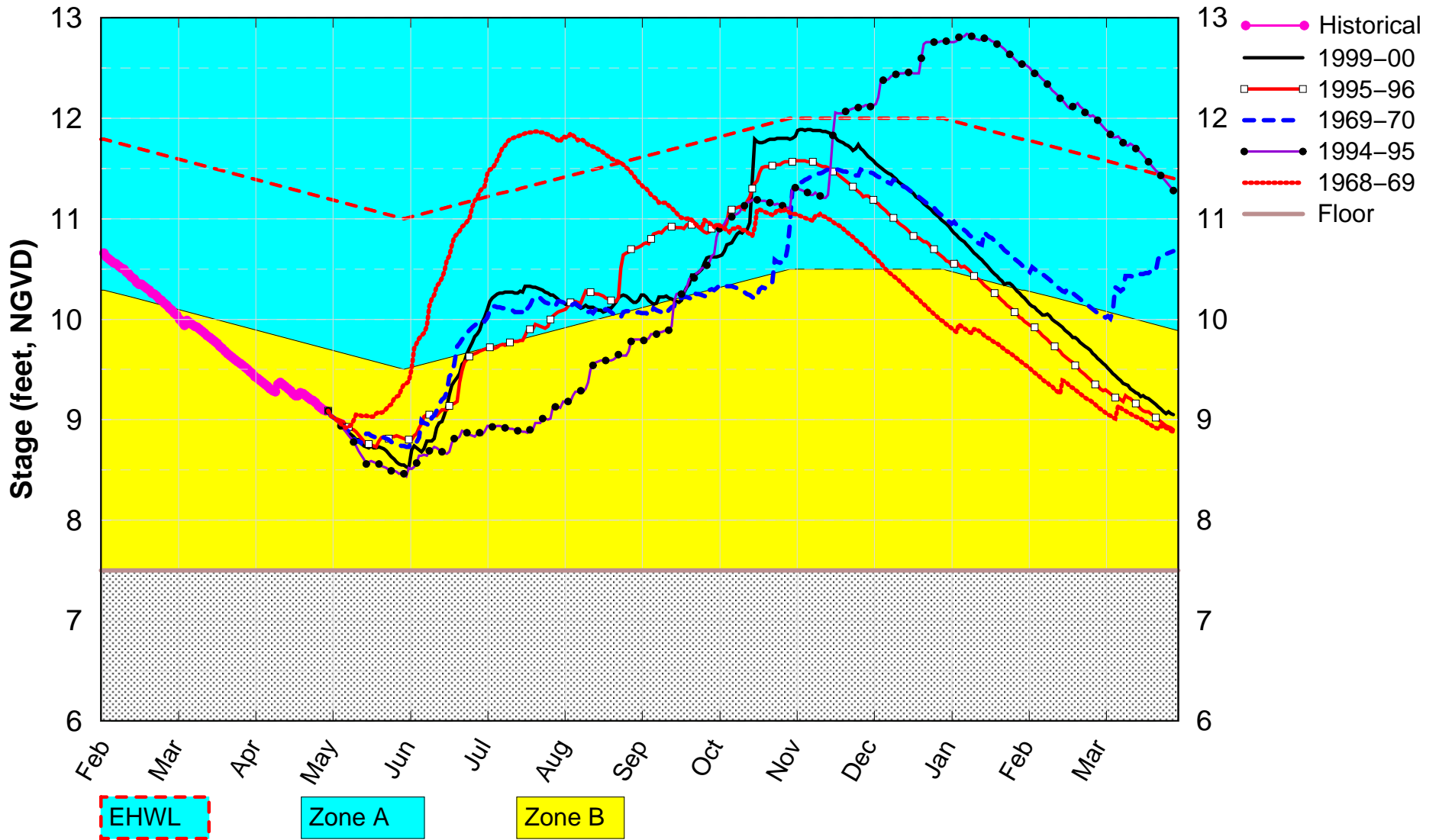
Dry Years Plot PA\_DPA



(See assumptions on the Position Analysis Results website)

# WCA3A SFWMM May 2021 Position Analysis

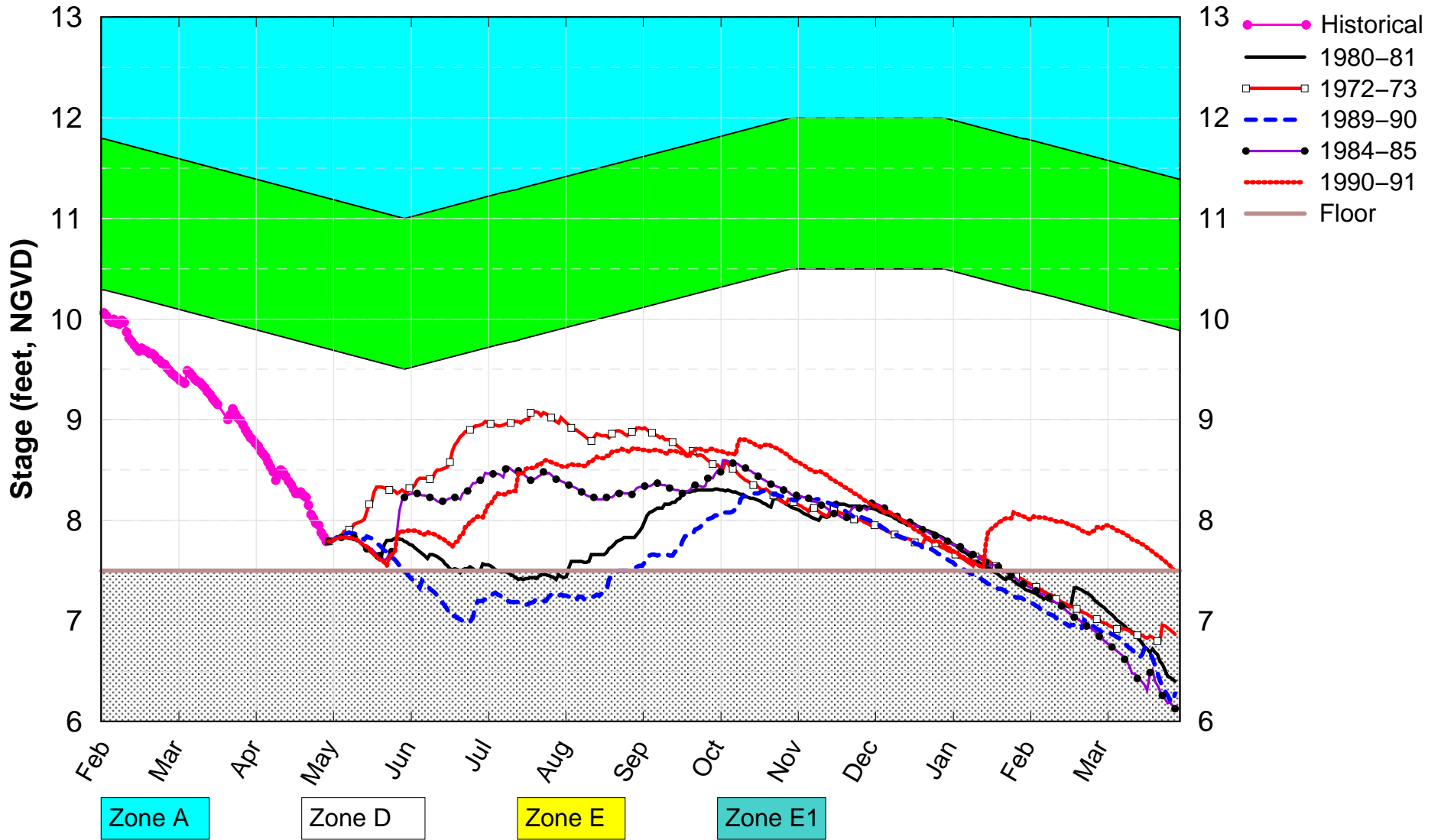
Wet Years Plot PA\_DPA



(See assumptions on the Position Analysis Results website)

# CA3 Canal SFWMM May 2021 Position Analysis

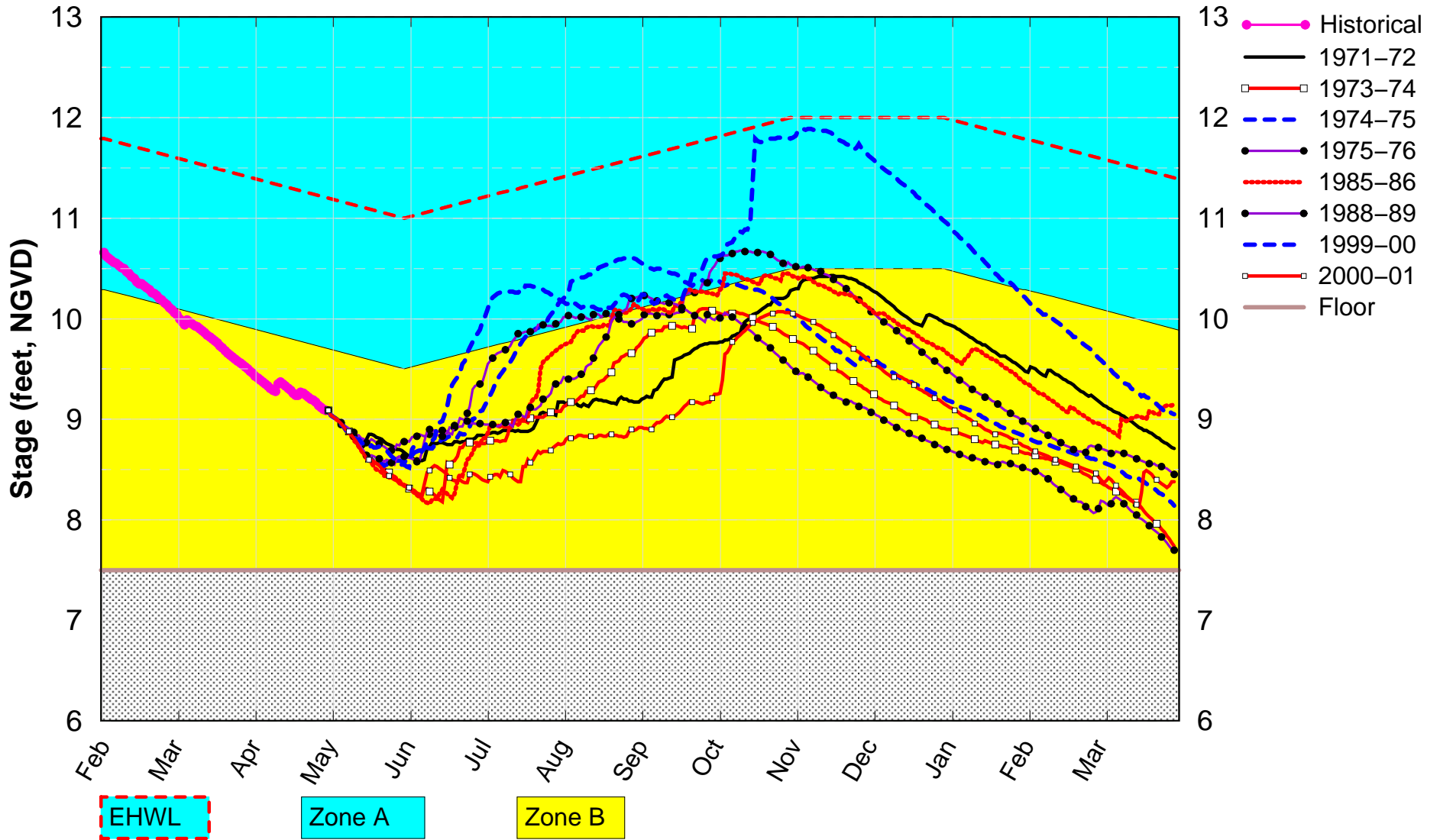
PA\_DPA Dry Years Plot



(See assumptions on the Position Analysis Results website)

# WCA3A SFWMM May 2021 Position Analysis

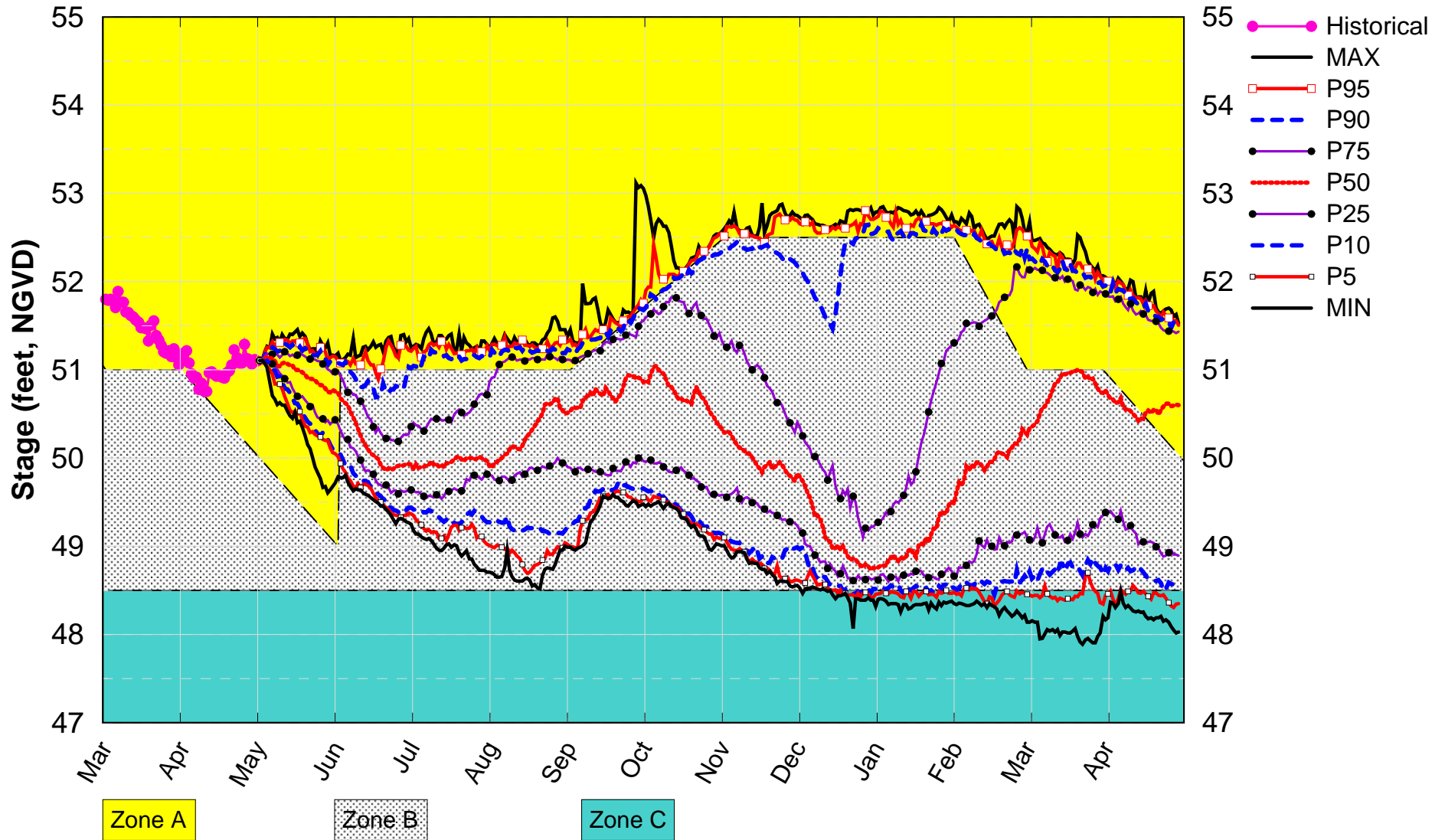
All La Nina Years Plot PA\_DPA



(See assumptions on the Position Analysis Results website)

# S65 UK-OPS May 1 2021 Position Analysis

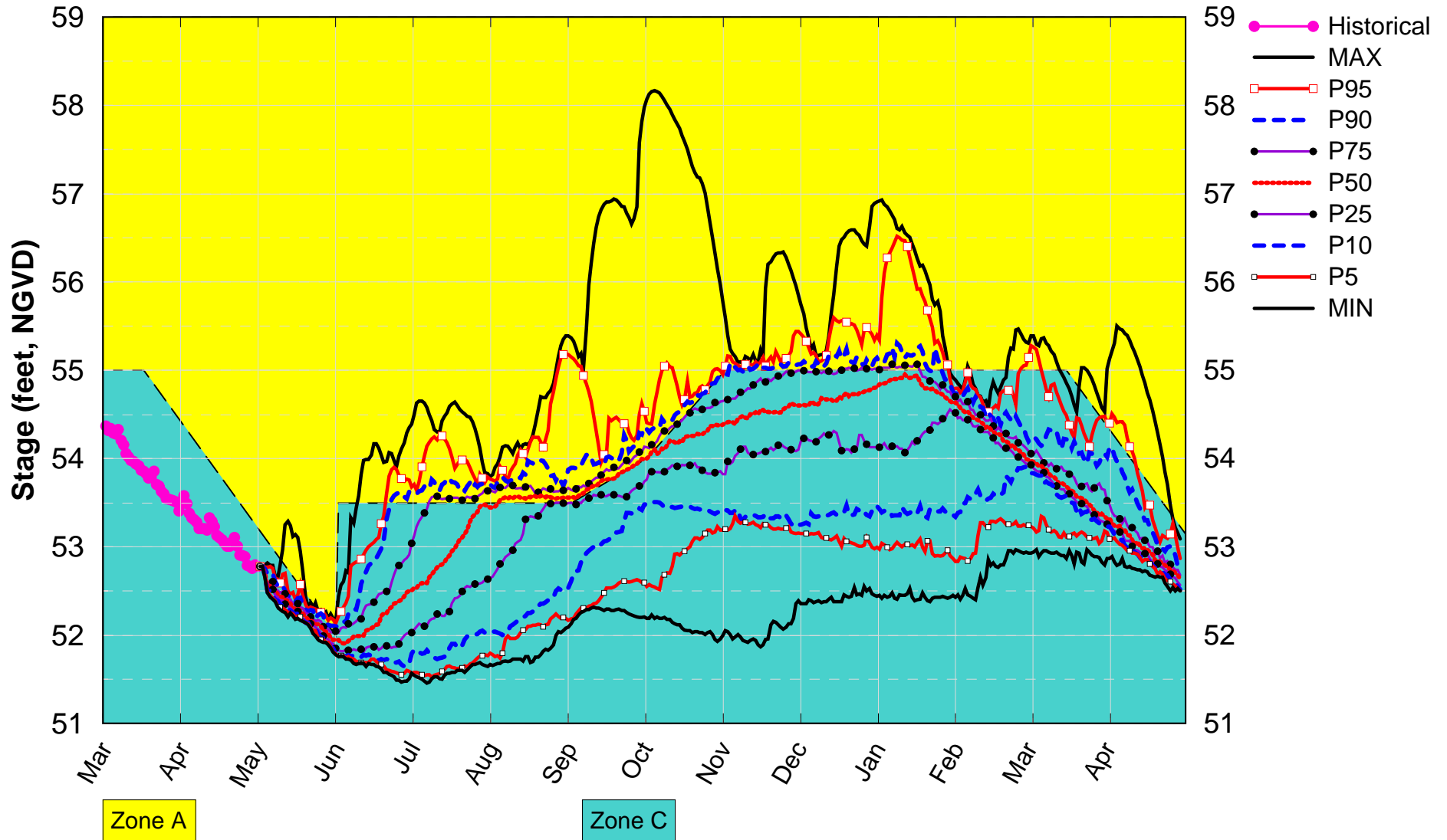
UK-OPS\_DPA Unconditional PA



(See assumptions on the Position Analysis Results website)

# S61 UK-OPS May 1 2021 Position Analysis

UK-OPS\_DPA Unconditional PA



(See assumptions on the Position Analysis Results website)



For the Dynamic Position Analysis the Upper Kissimmee Operations Screening (UK-OPS) Model is used to simulate water levels and releases from Lakes Kissimmee-Cypress-Hatchineha, Tohopekaliga, and East Lake Tohopekaliga. The UK-OPS Model operating assumptions are updated as needed to represent the intended operations strategy for the upcoming year. While SFWMD staff efforts continue toward improving the modeling tools for the Kissimmee basins, an intermediate solution is to use the UK-OPS Model.

| AREA  | : Canal Name           | : SFWMM Name | : Location | : SFWMD sensor |
|-------|------------------------|--------------|------------|----------------|
|       | stage(ft)              |              |            |                |
| WPB   | :C-18                  | :C18         | :G92-H     | : 12.67        |
| WPB   | :C-17                  | :C17         | :S44-H     | : 6.48         |
| WPB   | :C-51W                 | :C51W        | :S5AE-T    | : 11.66        |
| WPB   | :C-51                  | :C51         | :S155-H    | : 8.24         |
| WCA   | :WCA-1 L-40            | :CA1         | :1-8C      | : 15.93        |
| FTLD  | :Hillsboro Canal       | :HLSB        | :G56-H     | : 7.84         |
| WCA   | :WCA-2A L-38           | :L38         | :S11B-H    | : 11.03        |
| WCA   | :WCA-2A L-39           | :CA2A        | :S10A-T    | : 12.69        |
| FTLD  | :C-14                  | :C14         | :S37B-H    | : 7.05         |
| FTLD  | :C-14E                 | :C14E        | :S37A-H    | : 3.58         |
| FTLD  | :Pompano               | :POMP        | :G57-H     | : 4.77         |
| FTLD  | :C-12                  | :C12         | :S33-H     | : 2.81         |
| FTLD  | :C-13                  | :C13         | :S36-H     | : 4.36         |
| FTLD  | :North New River Canal | :NNRC        | :G54-H     | : 4.11         |
| MIAMI | :L-33                  | :L33         | :S30-H     | : 5.42         |
| MIAMI | :C-304                 | :C304        | :S31-H     | : 7.31         |
| MIAMI | :C-9                   | :C9          | :S29-H     | : 2.11         |
| MIAMI | :C-9 DEN               | :C9DEN       | :S29-H     | : 2.11         |
| MIAMI | :C-8                   | :C8          | :S28-H     | : 1.92         |
| MIAMI | :C-7                   | :C7          | :S27-H     | : 1.67         |
| MIAMI | :C-6                   | :C6          | :S26-H     | : 2.73         |
| MIAMI | :C-2/C-4               | :C4          | :S25B-H    | : 2.81         |
| MIAMI | :L-30                  | :L30         | :S335-H    | : 6.34         |
| WCA   | :WCA-3A L-29           | :CA3         | :S333-H    | : 7.79         |
| WCA   | :S-12A                 | :S12AD       | :S12A-T    | : 7.66         |
| WCA   | :S-12B                 | :S12BD       | :S12B-T    | : 7.59         |
| WCA   | :S-12C                 | :S12CD       | :S12C-T    | : 7.67         |
| WCA   | :S-12D                 | :S12DD       | :S12D-T    | : 7.69         |
| MIAMI | :L-29                  | :L29         | :S334-H    | : 7.75         |
| MIAMI | :C-100C                | :C100C       | :S119-H    | : 2.63         |
| MIAMI | :C-100                 | :C100        | :S118-H    | : 2.78         |
| MIAMI | :C-100A                | :C100A       | :S123-H    | : 2.55         |
| HMST  | :C-1/S-148             | :S148U       | :S148-H    | : 3.32         |
| HMST  | :L-31N                 | :L31N        | :S331-H    | : 4.89         |
| HMST  | :C-1N                  | :C1N         | :S149-H    | : 2.56         |
| MIAMI | :S-21                  | :S21         | :S21-H     | : 2.33         |
| HMST  | :L-31S                 | :L31S        | :S176-H    | : 4.28         |
| MIAMI | :C-102N                | :C102N       | :S21A-H    | : 1.28         |
| HMST  | :C-102                 | :C102        | :S165-H    | : 3.21         |
| MIAMI | :C-103S                | :C103S       | :S167-H    | : 2.93         |
| HMST  | :C-103N                | :C103N       | :S166-H    | : 2.49         |
| HMST  | :C-103                 | :S179        | :S179-H    | : 2.11         |
| HMST  | :L-31W                 | :L31W        | :S332-H    | : 4.31         |
| HMST  | :C-111                 | :C111        | :S177-H    | : 3.39         |
| HMST  | :CNO                   | :CNO         | :S179-H    | : 2.11         |
| HMST  | :C-111E                | :C111E       | :S18C-H    | : 2.35         |
| HMST  | :S-197                 | :S197        | :S197-H    | : 1.86         |
| EAA   | :L-23E                 | :L23E        | :S8-T      | : 11.06        |
| EAA   | :C-60                  | :C60         | :S140-T    | : 10.06        |

| SFWMM Name | col | row | STAGE | Source Data      | match | domain | match areas |
|------------|-----|-----|-------|------------------|-------|--------|-------------|
| 1-7        | 31  | 48  | 16.13 | USACE            | PA    | CA1    |             |
| 1-8T       | 34  | 47  | 15.89 | USACE            | PA    | CA1    |             |
| 1-9        | 33  | 46  | 16.14 | USACE            | PA    | CA1    |             |
| 2-17       | 29  | 40  | 11.51 | USACE            | PA    | CA2    |             |
| 2-159      | 28  | 43  | 13.37 | SFWMD-ARDAMS     | PA    | CA2    |             |
| 3-99       | 30  | 35  | 9.16  | USACE            |       | CA2    |             |
| 3A-2       | 18  | 36  | 10.26 | USACE            | PA    | CA3    |             |
| 3A-3       | 25  | 37  | 9.12  | USACE            | PA    | CA3    |             |
| 3A-28      | 19  | 24  | 8.67  | USACE            | PA    | CA3    |             |
| 3A-4       | 21  | 29  | 9.34  | USACE            | PA    | CA3    |             |
| 3A-NW      | 18  | 40  | 11.67 | SFWMD-ARDAMS     |       | CA3    |             |
| 3A-NE      | 23  | 40  | 9.15  | SFWMD-ARDAMS     |       | CA3    |             |
| 3A-SW      | 16  | 30  | 9.23  | SFWMD-ARDAMS     |       | CA3    |             |
| 3A-S       | 20  | 33  | 9.78  | SFWMD-ARDAMS     |       | CA3    |             |
| 3-76       | 27  | 30  | 7.34  | USACE            |       |        |             |
| 3-71       | 24  | 26  | 7.52  | USACE            |       |        |             |
| SHARK      | 24  | 23  | 7.47  | USACE            |       | CA3    |             |
| 3BS1W      | 26  | 23  | 6.95  | SFWMD-ARDAMS     |       |        |             |
| HOLY1      | 19  | 45  | 10.97 | SFWMD-ARDAMS     |       | WMA    |             |
| HOLY2      | 21  | 42  | 10.97 | SFWMD-ARDAMS     |       | WMA    |             |
| ROTTN      | 15  | 46  | 12.69 | SFWMD-OPERATIONS |       | WMA    |             |
| ROTTS      | 16  | 43  | 12.78 | SFWMD-OPERATIONS |       | WMA    |             |
| NP205      | 15  | 20  | 3.85  | USACE            |       | ENP    |             |
| NP201      | 19  | 21  | 7.24  | USACE            |       | ENP    |             |
| NP36       | 17  | 14  | 4.41  | USACE            |       | ENP    |             |
| NP38       | 16  | 9   | 1.80  | USACE            |       | ENP    |             |
| NP46       | 17  | 7   | 1.53  | USACE            |       | ENP    |             |
| NP67       | 22  | 7   | 2.26  | USACE            |       |        |             |
| NP33       | 20  | 17  | 6.50  | USACE            |       | ENP    |             |
| NP34       | 13  | 17  | 2.17  | USACE            |       | ENP    |             |
| NP44       | 19  | 11  | 3.19  | USACE            |       | ENP    |             |
| NP206      | 21  | 15  | 6.10  | USACE            |       | ENP    |             |
| NESR2      | 25  | 21  | 7.53  | USACE            |       | ENP    |             |
| THSO       | 23  | 9   | 2.99  | USACE            |       |        |             |
| RG2        | 23  | 15  | 5.73  | USACE            |       | ENP    |             |
| G3273      | 24  | 17  | 6.89  | USACE            | PA    | ENP    |             |
| ANGEL      | 25  | 17  | 6.23  | USACE            | PA    |        |             |
| ANGEL      | 26  | 17  | 6.23  | USACE            | PA    |        |             |
| EVER4      | 25  | 8   | 1.98  | USACE            | PA    | SA3    |             |
| E112       | 23  | 10  | 3.69  | USACE            |       | ENP    |             |
| G620       | 18  | 19  | 6.46  | USACE            |       | ENP    |             |

Temporarily Unavailable

Temporarily Unavailable

Temporarily Unavailable

Lake Okechobee Band Probabilities (%) at the Beginning of Each Month  
'(See assumptions on the Position Analysis Results website)'  
Initial Stage 14.44 ft. for 04/01/2021

| Date       | HLM | High | Inter | Low  | Base | Bene | WSM  |
|------------|-----|------|-------|------|------|------|------|
| 2021 04 01 | 2.4 | 0.0  | 0.0   | 95.1 | 0.0  | 0.0  | 2.4  |
| 2021 05 01 | 2.4 | 0.0  | 0.0   | 95.1 | 0.0  | 0.0  | 2.4  |
| 2021 06 01 | 2.4 | 0.0  | 0.0   | 71.3 | 22.9 | 0.9  | 2.4  |
| 2021 07 01 | 2.4 | 2.1  | 1.2   | 45.8 | 33.1 | 12.9 | 2.4  |
| 2021 08 01 | 2.4 | 0.0  | 5.1   | 40.2 | 32.4 | 17.4 | 2.4  |
| 2021 09 01 | 2.4 | 0.0  | 6.3   | 44.3 | 34.4 | 3.5  | 9.1  |
| 2021 10 01 | 3.2 | 1.0  | 13.3  | 35.7 | 33.6 | -0.0 | 13.2 |
| 2021 11 01 | 2.4 | 4.8  | 4.2   | 46.7 | 30.7 | 1.6  | 9.6  |
| 2021 12 01 | 2.4 | -0.0 | 4.6   | 44.9 | 36.5 | 2.7  | 8.8  |
| 2022 01 01 | 2.4 | -0.0 | 4.0   | 56.0 | 22.2 | 6.3  | 9.0  |
| 2022 02 01 | 2.4 | -0.0 | 9.4   | 51.6 | 17.3 | 9.3  | 9.8  |
| 2022 03 01 | 2.8 | 1.7  | 6.3   | 46.6 | 18.6 | 9.9  | 14.2 |

Monthly Supply Side Management Results  
for the Lake Okeechobee Service Area  
Report by Water Years Oct-Sep  
(Volumes in 1000 ac-ft)

Run:

SFWMM v6.7.4 - May 1, 2021 DPA TTFF Final LOK Stage 14.03

Note: SSM stands for Supply Side Management  
SSMwC.B. stands for Supply Side Management with cutback

| Year | Mon | # Days<br>SSM | # Days<br>SSMwC.B. | Supplem.<br>Volume | SSM<br>Cutback<br>Volume | % SSM<br>Cutback | Convey.<br>Cutback<br>Volume | %<br>Cutback<br>Convey. | Total<br>Cutback | % Total<br>Cutback |
|------|-----|---------------|--------------------|--------------------|--------------------------|------------------|------------------------------|-------------------------|------------------|--------------------|
| 1965 | 10  | 0             | 0                  | 0.89               | 0.00                     | 0.00             | 0.00                         | 0.00                    | 0.00             | 0.00               |
| 1965 | 11  | 0             | 0                  | 46.29              | 0.00                     | 0.00             | 0.00                         | 0.00                    | 0.00             | 0.00               |
| 1965 | 12  | 0             | 0                  | 40.03              | 0.00                     | 0.00             | 0.00                         | 0.00                    | 0.00             | 0.00               |
| 1966 | 1   | 0             | 0                  | 0.61               | 0.00                     | 0.00             | 0.00                         | 0.00                    | 0.00             | 0.00               |
| 1966 | 2   | 0             | 0                  | 15.44              | 0.00                     | 0.00             | 0.00                         | 0.00                    | 0.00             | 0.00               |
| 1966 | 3   | 0             | 0                  | 62.50              | 0.00                     | 0.00             | 0.00                         | 0.00                    | 0.00             | 0.00               |
| 1966 | 4   | 0             | 0                  | 33.31              | 0.00                     | 0.00             | 0.00                         | 0.00                    | 0.00             | 0.00               |
| 1966 | 5   | 0             | 0                  | 74.82              | 0.00                     | 0.00             | 0.01                         | 0.01                    | 0.01             | 0.01               |
| 1966 | 6   | 0             | 0                  | 5.72               | 0.00                     | 0.00             | 0.03                         | 0.46                    | 0.03             | 0.46               |
| 1966 | 7   | 0             | 0                  | 0.01               | 0.00                     | 0.00             | 0.00                         | 0.00                    | 0.00             | 0.00               |
| 1966 | 8   | 0             | 0                  | 0.87               | 0.00                     | 0.00             | 0.00                         | 0.00                    | 0.00             | 0.00               |
| 1966 | 9   | 0             | 0                  | 1.17               | 0.00                     | 0.00             | 0.00                         | 0.00                    | 0.00             | 0.00               |

| Year | Mon | # Days<br>SSM | # Days<br>SSMwC.B. | Supplem.<br>Volume | SSM<br>Cutback<br>Volume | % SSM<br>Cutback | Convey.<br>Cutback<br>Volume | %<br>Cutback<br>Convey. | Total<br>Cutback | % Total<br>Cutback |
|------|-----|---------------|--------------------|--------------------|--------------------------|------------------|------------------------------|-------------------------|------------------|--------------------|
| 1966 | 10  | 0             | 0                  | 6.66               | 0.00                     | 0.00             | 0.00                         | 0.00                    | 0.00             | 0.00               |
| 1966 | 11  | 0             | 0                  | 82.67              | 0.00                     | 0.00             | 0.00                         | 0.00                    | 0.00             | 0.00               |
| 1966 | 12  | 0             | 0                  | 53.81              | 0.00                     | 0.00             | 0.00                         | 0.00                    | 0.00             | 0.00               |
| 1967 | 1   | 0             | 0                  | 44.69              | 0.00                     | 0.00             | 0.00                         | 0.00                    | 0.00             | 0.00               |
| 1967 | 2   | 0             | 0                  | 26.71              | 0.00                     | 0.00             | 0.00                         | 0.00                    | 0.00             | 0.00               |
| 1967 | 3   | 0             | 0                  | 79.47              | 0.00                     | 0.00             | 0.00                         | 0.00                    | 0.00             | 0.00               |
| 1967 | 4   | 0             | 0                  | 33.38              | 0.00                     | 0.00             | 0.00                         | 0.00                    | 0.00             | 0.00               |
| 1967 | 5   | 0             | 0                  | 199.81             | 0.00                     | 0.00             | 0.28                         | 0.14                    | 0.28             | 0.14               |
| 1967 | 6   | 0             | 0                  | 21.26              | 0.00                     | 0.00             | 0.00                         | 0.00                    | 0.00             | 0.00               |
| 1967 | 7   | 0             | 0                  | 5.30               | 0.00                     | 0.00             | 0.00                         | 0.00                    | 0.00             | 0.00               |
| 1967 | 8   | 0             | 0                  | 5.91               | 0.00                     | 0.00             | 0.00                         | 0.00                    | 0.00             | 0.00               |
| 1967 | 9   | 0             | 0                  | 11.58              | 0.00                     | 0.00             | 0.00                         | 0.00                    | 0.00             | 0.00               |

| Year | Mon | # Days<br>SSM | # Days<br>SSMwC.B. | Supplem.<br>Volume | SSM<br>Cutback<br>Volume | % SSM<br>Cutback | Convey.<br>Cutback<br>Volume | %<br>Cutback<br>Convey. | Total<br>Cutback | % Total<br>Cutback |
|------|-----|---------------|--------------------|--------------------|--------------------------|------------------|------------------------------|-------------------------|------------------|--------------------|
| 1967 | 10  | 0             | 0                  | 1.11               | 0.00                     | 0.00             | 0.00                         | 0.00                    | 0.00             | 0.00               |
| 1967 | 11  | 0             | 0                  | 84.92              | 0.00                     | 0.00             | 0.00                         | 0.00                    | 0.00             | 0.00               |
| 1967 | 12  | 0             | 0                  | 29.53              | 0.00                     | 0.00             | 0.00                         | 0.00                    | 0.00             | 0.00               |
| 1968 | 1   | 0             | 0                  | 59.12              | 0.00                     | 0.00             | 0.00                         | 0.00                    | 0.00             | 0.00               |
| 1968 | 2   | 0             | 0                  | 37.25              | 0.00                     | 0.00             | 0.09                         | 0.25                    | 0.09             | 0.25               |
| 1968 | 3   | 0             | 0                  | 75.45              | 0.00                     | 0.00             | 0.01                         | 0.01                    | 0.01             | 0.01               |
| 1968 | 4   | 0             | 0                  | 33.51              | 0.00                     | 0.00             | 0.00                         | 0.00                    | 0.00             | 0.00               |
| 1968 | 5   | 0             | 0                  | 32.58              | 0.00                     | 0.00             | 0.00                         | 0.00                    | 0.00             | 0.00               |
| 1968 | 6   | 0             | 0                  | 0.83               | 0.00                     | 0.00             | 0.00                         | 0.00                    | 0.00             | 0.00               |
| 1968 | 7   | 0             | 0                  | 10.98              | 0.00                     | 0.00             | 0.00                         | 0.00                    | 0.00             | 0.00               |
| 1968 | 8   | 0             | 0                  | 8.79               | 0.00                     | 0.00             | 0.00                         | 0.00                    | 0.00             | 0.00               |
| 1968 | 9   | 0             | 0                  | 7.99               | 0.00                     | 0.00             | 0.00                         | 0.00                    | 0.00             | 0.00               |



| Year | Mon | # Days<br>SSM | # Days<br>SSMwC.B. | Supplem.<br>Volume | SSM<br>Cutback<br>Volume | % SSM<br>Cutback | Convey.<br>Cutback<br>Volume | %<br>Cutback<br>Convey. | Total<br>Cutback | % Total<br>Cutback |
|------|-----|---------------|--------------------|--------------------|--------------------------|------------------|------------------------------|-------------------------|------------------|--------------------|
| 1968 | 10  | 0             | 0                  | 0.54               | 0.00                     | 0.00             | 0.00                         | 0.00                    | 0.00             | 0.00               |
| 1968 | 11  | 0             | 0                  | 34.85              | 0.00                     | 0.00             | 0.00                         | 0.00                    | 0.00             | 0.00               |
| 1968 | 12  | 0             | 0                  | 83.32              | 0.00                     | 0.00             | 0.00                         | 0.00                    | 0.00             | 0.00               |
| 1969 | 1   | 0             | 0                  | 25.59              | 0.00                     | 0.00             | 0.00                         | 0.00                    | 0.00             | 0.00               |
| 1969 | 2   | 0             | 0                  | 46.35              | 0.00                     | 0.00             | 0.00                         | 0.00                    | 0.00             | 0.00               |
| 1969 | 3   | 0             | 0                  | 12.25              | 0.00                     | 0.00             | 0.00                         | 0.00                    | 0.00             | 0.00               |
| 1969 | 4   | 0             | 0                  | 33.29              | 0.00                     | 0.00             | 0.00                         | 0.00                    | 0.00             | 0.00               |
| 1969 | 5   | 0             | 0                  | 27.77              | 0.00                     | 0.00             | 0.00                         | 0.00                    | 0.00             | 0.00               |
| 1969 | 6   | 0             | 0                  | 22.51              | 0.00                     | 0.00             | 0.00                         | 0.00                    | 0.00             | 0.00               |
| 1969 | 7   | 0             | 0                  | 21.89              | 0.00                     | 0.00             | 0.00                         | 0.00                    | 0.00             | 0.00               |
| 1969 | 8   | 0             | 0                  | 1.38               | 0.00                     | 0.00             | 0.00                         | 0.00                    | 0.00             | 0.00               |
| 1969 | 9   | 0             | 0                  | 0.72               | 0.00                     | 0.00             | 0.00                         | 0.00                    | 0.00             | 0.00               |

| Year | Mon | # Days<br>SSM | # Days<br>SSMwC.B. | Supplem.<br>Volume | SSM<br>Cutback<br>Volume | % SSM<br>Cutback | Convey.<br>Cutback<br>Volume | %<br>Cutback<br>Convey. | Total<br>Cutback | % Total<br>Cutback |
|------|-----|---------------|--------------------|--------------------|--------------------------|------------------|------------------------------|-------------------------|------------------|--------------------|
| 1969 | 10  | 0             | 0                  | 7.45               | 0.00                     | 0.00             | 0.00                         | 0.00                    | 0.00             | 0.00               |
| 1969 | 11  | 0             | 0                  | 10.90              | 0.00                     | 0.00             | 0.00                         | 0.00                    | 0.00             | 0.00               |
| 1969 | 12  | 0             | 0                  | 16.76              | 0.00                     | 0.00             | 0.00                         | 0.00                    | 0.00             | 0.00               |
| 1970 | 1   | 0             | 0                  | 3.50               | 0.00                     | 0.00             | 0.00                         | 0.00                    | 0.00             | 0.00               |
| 1970 | 2   | 0             | 0                  | 11.46              | 0.00                     | 0.00             | 0.00                         | 0.00                    | 0.00             | 0.00               |
| 1970 | 3   | 0             | 0                  | 13.89              | 0.00                     | 0.00             | 0.00                         | 0.00                    | 0.00             | 0.00               |
| 1970 | 4   | 0             | 0                  | 33.37              | 0.00                     | 0.00             | 0.00                         | 0.00                    | 0.00             | 0.00               |
| 1970 | 5   | 0             | 0                  | 160.29             | 0.00                     | 0.00             | 0.06                         | 0.04                    | 0.06             | 0.04               |
| 1970 | 6   | 0             | 0                  | 9.66               | 0.00                     | 0.00             | 0.00                         | 0.00                    | 0.00             | 0.00               |
| 1970 | 7   | 0             | 0                  | 10.57              | 0.00                     | 0.00             | 0.00                         | 0.00                    | 0.00             | 0.00               |
| 1970 | 8   | 0             | 0                  | 6.28               | 0.00                     | 0.00             | 0.00                         | 0.00                    | 0.00             | 0.00               |
| 1970 | 9   | 0             | 0                  | 8.79               | 0.00                     | 0.00             | 0.00                         | 0.00                    | 0.00             | 0.00               |

| Year | Mon | # Days<br>SSM | # Days<br>SSMwC.B. | Supplem.<br>Volume | SSM<br>Cutback<br>Volume | % SSM<br>Cutback | Convey.<br>Cutback<br>Volume | %<br>Cutback<br>Convey. | Total<br>Cutback | % Total<br>Cutback |
|------|-----|---------------|--------------------|--------------------|--------------------------|------------------|------------------------------|-------------------------|------------------|--------------------|
| 1970 | 10  | 0             | 0                  | 9.98               | 0.00                     | 0.00             | 0.00                         | 0.00                    | 0.00             | 0.00               |
| 1970 | 11  | 0             | 0                  | 88.31              | 0.00                     | 0.00             | 0.00                         | 0.00                    | 0.00             | 0.00               |
| 1970 | 12  | 0             | 0                  | 89.33              | 0.00                     | 0.00             | 0.00                         | 0.00                    | 0.00             | 0.00               |
| 1971 | 1   | 0             | 0                  | 62.27              | 0.00                     | 0.00             | 0.00                         | 0.00                    | 0.00             | 0.00               |
| 1971 | 2   | 28            | 9                  | 48.80              | 7.75                     | 15.88            | 0.06                         | 0.12                    | 7.81             | 16.00              |
| 1971 | 3   | 31            | 17                 | 116.63             | 13.88                    | 11.90            | 0.00                         | 0.00                    | 13.88            | 11.90              |
| 1971 | 4   | 0             | 0                  | 33.38              | 0.00                     | 0.00             | 0.00                         | 0.00                    | 0.00             | 0.00               |
| 1971 | 5   | 0             | 0                  | 94.92              | 0.00                     | 0.00             | 0.05                         | 0.05                    | 0.05             | 0.05               |
| 1971 | 6   | 0             | 0                  | 33.95              | 0.00                     | 0.00             | 0.18                         | 0.54                    | 0.18             | 0.54               |
| 1971 | 7   | 0             | 0                  | 0.44               | 0.00                     | 0.00             | 0.00                         | 0.00                    | 0.00             | 0.00               |
| 1971 | 8   | 0             | 0                  | 4.31               | 0.00                     | 0.00             | 0.00                         | 0.00                    | 0.00             | 0.00               |
| 1971 | 9   | 0             | 0                  | 11.87              | 0.00                     | 0.00             | 0.00                         | 0.00                    | 0.00             | 0.00               |

| Year | Mon | # Days<br>SSM | # Days<br>SSMwC.B. | Supplem.<br>Volume | SSM<br>Cutback<br>Volume | % SSM<br>Cutback | Convey.<br>Cutback<br>Volume | %<br>Cutback<br>Convey. | Total<br>Cutback | % Total<br>Cutback |
|------|-----|---------------|--------------------|--------------------|--------------------------|------------------|------------------------------|-------------------------|------------------|--------------------|
| 1971 | 10  | 0             | 0                  | 14.29              | 0.00                     | 0.00             | 0.00                         | 0.00                    | 0.00             | 0.00               |
| 1971 | 11  | 0             | 0                  | 39.99              | 0.00                     | 0.00             | 0.00                         | 0.00                    | 0.00             | 0.00               |
| 1971 | 12  | 0             | 0                  | 48.54              | 0.00                     | 0.00             | 0.00                         | 0.00                    | 0.00             | 0.00               |
| 1972 | 1   | 0             | 0                  | 32.45              | 0.00                     | 0.00             | 0.00                         | 0.00                    | 0.00             | 0.00               |
| 1972 | 2   | 0             | 0                  | 33.32              | 0.00                     | 0.00             | 0.00                         | 0.00                    | 0.00             | 0.00               |
| 1972 | 3   | 0             | 0                  | 87.72              | 0.00                     | 0.00             | 0.11                         | 0.12                    | 0.11             | 0.12               |
| 1972 | 4   | 0             | 0                  | 33.49              | 0.00                     | 0.00             | 0.00                         | 0.00                    | 0.00             | 0.00               |
| 1972 | 5   | 0             | 0                  | 41.91              | 0.00                     | 0.00             | 0.00                         | 0.00                    | 0.00             | 0.00               |
| 1972 | 6   | 0             | 0                  | 31.15              | 0.00                     | 0.00             | 0.62                         | 2.00                    | 0.62             | 2.00               |
| 1972 | 7   | 0             | 0                  | 27.27              | 0.00                     | 0.00             | 0.00                         | 0.00                    | 0.00             | 0.00               |
| 1972 | 8   | 0             | 0                  | 37.84              | 0.00                     | 0.00             | 0.04                         | 0.10                    | 0.04             | 0.10               |
| 1972 | 9   | 0             | 0                  | 31.96              | 0.00                     | 0.00             | 0.00                         | 0.00                    | 0.00             | 0.00               |

| Year | Mon | # Days<br>SSM | # Days<br>SSMwC.B. | Supplem.<br>Volume | SSM<br>Cutback<br>Volume | % SSM<br>Cutback | Convey.<br>Cutback<br>Volume | %<br>Cutback<br>Convey. | Total<br>Cutback | % Total<br>Cutback |
|------|-----|---------------|--------------------|--------------------|--------------------------|------------------|------------------------------|-------------------------|------------------|--------------------|
| 1972 | 10  | 22            | 13                 | 76.41              | 8.16                     | 10.68            | 0.00                         | 0.00                    | 8.16             | 10.68              |
| 1972 | 11  | 30            | 4                  | 25.48              | 1.34                     | 5.25             | 1.14                         | 4.46                    | 2.47             | 9.71               |
| 1972 | 12  | 20            | 0                  | 26.51              | 0.00                     | 0.00             | 0.26                         | 0.99                    | 0.26             | 0.99               |
| 1973 | 1   | 0             | 0                  | 13.71              | 0.00                     | 0.00             | 0.06                         | 0.44                    | 0.06             | 0.44               |
| 1973 | 2   | 0             | 0                  | 9.82               | 0.00                     | 0.00             | 0.00                         | 0.00                    | 0.00             | 0.00               |
| 1973 | 3   | 0             | 0                  | 56.51              | 0.00                     | 0.00             | 0.09                         | 0.16                    | 0.09             | 0.16               |
| 1973 | 4   | 0             | 0                  | 33.37              | 0.00                     | 0.00             | 0.00                         | 0.00                    | 0.00             | 0.00               |
| 1973 | 5   | 0             | 0                  | 115.70             | 0.00                     | 0.00             | 0.00                         | 0.00                    | 0.00             | 0.00               |
| 1973 | 6   | 0             | 0                  | 26.31              | 0.00                     | 0.00             | 0.00                         | 0.00                    | 0.00             | 0.00               |
| 1973 | 7   | 0             | 0                  | 1.84               | 0.00                     | 0.00             | 0.00                         | 0.00                    | 0.00             | 0.00               |
| 1973 | 8   | 0             | 0                  | 0.30               | 0.00                     | 0.00             | 0.00                         | 0.00                    | 0.00             | 0.00               |
| 1973 | 9   | 0             | 0                  | 0.59               | 0.00                     | 0.00             | 0.00                         | 0.00                    | 0.00             | 0.00               |

| Year | Mon | # Days<br>SSM | # Days<br>SSMwC.B. | Supplem.<br>Volume | SSM<br>Cutback<br>Volume | % SSM<br>Cutback | Convey.<br>Cutback<br>Volume | %<br>Cutback<br>Convey. | Total<br>Cutback | % Total<br>Cutback |
|------|-----|---------------|--------------------|--------------------|--------------------------|------------------|------------------------------|-------------------------|------------------|--------------------|
| 1973 | 10  | 0             | 0                  | 17.86              | 0.00                     | 0.00             | 0.00                         | 0.00                    | 0.00             | 0.00               |
| 1973 | 11  | 0             | 0                  | 91.05              | 0.00                     | 0.00             | 0.00                         | 0.00                    | 0.00             | 0.00               |
| 1973 | 12  | 0             | 0                  | 26.22              | 0.00                     | 0.00             | 0.00                         | 0.00                    | 0.00             | 0.00               |
| 1974 | 1   | 0             | 0                  | 45.90              | 0.00                     | 0.00             | 0.00                         | 0.00                    | 0.00             | 0.00               |
| 1974 | 2   | 0             | 0                  | 74.65              | 0.00                     | 0.00             | 0.00                         | 0.00                    | 0.00             | 0.00               |
| 1974 | 3   | 0             | 0                  | 125.50             | 0.00                     | 0.00             | 0.05                         | 0.04                    | 0.05             | 0.04               |
| 1974 | 4   | 0             | 0                  | 33.46              | 0.00                     | 0.00             | 0.00                         | 0.00                    | 0.00             | 0.00               |
| 1974 | 5   | 0             | 0                  | 94.64              | 0.00                     | 0.00             | 0.03                         | 0.03                    | 0.03             | 0.03               |
| 1974 | 6   | 0             | 0                  | 9.32               | 0.00                     | 0.00             | 0.00                         | 0.00                    | 0.00             | 0.00               |
| 1974 | 7   | 0             | 0                  | 0.78               | 0.00                     | 0.00             | 0.00                         | 0.00                    | 0.00             | 0.00               |
| 1974 | 8   | 0             | 0                  | 0.00               | 0.00                     | 0.00             | 0.00                         | 0.00                    | 0.00             | 0.00               |
| 1974 | 9   | 0             | 0                  | 0.99               | 0.00                     | 0.00             | 0.00                         | 0.00                    | 0.00             | 0.00               |

| Year | Mon | # Days<br>SSM | # Days<br>SSMwC.B. | Supplem.<br>Volume | SSM<br>Cutback<br>Volume | % SSM<br>Cutback | Convey.<br>Cutback<br>Volume | %<br>Cutback<br>Convey. | Total<br>Cutback | % Total<br>Cutback |
|------|-----|---------------|--------------------|--------------------|--------------------------|------------------|------------------------------|-------------------------|------------------|--------------------|
| 1974 | 10  | 0             | 0                  | 25.49              | 0.00                     | 0.00             | 0.00                         | 0.00                    | 0.00             | 0.00               |
| 1974 | 11  | 0             | 0                  | 63.82              | 0.00                     | 0.00             | 0.00                         | 0.00                    | 0.00             | 0.00               |
| 1974 | 12  | 0             | 0                  | 18.11              | 0.00                     | 0.00             | 0.00                         | 0.00                    | 0.00             | 0.00               |
| 1975 | 1   | 0             | 0                  | 76.26              | 0.00                     | 0.00             | 0.00                         | 0.00                    | 0.00             | 0.00               |
| 1975 | 2   | 0             | 0                  | 68.20              | 0.00                     | 0.00             | 0.00                         | 0.00                    | 0.00             | 0.00               |
| 1975 | 3   | 0             | 0                  | 98.42              | 0.00                     | 0.00             | 0.00                         | 0.00                    | 0.00             | 0.00               |
| 1975 | 4   | 0             | 0                  | 33.42              | 0.00                     | 0.00             | 0.00                         | 0.00                    | 0.00             | 0.00               |
| 1975 | 5   | 0             | 0                  | 39.44              | 0.00                     | 0.00             | 0.00                         | 0.00                    | 0.00             | 0.00               |
| 1975 | 6   | 0             | 0                  | 4.54               | 0.00                     | 0.00             | 0.02                         | 0.37                    | 0.02             | 0.37               |
| 1975 | 7   | 0             | 0                  | 2.61               | 0.00                     | 0.00             | 0.00                         | 0.00                    | 0.00             | 0.00               |
| 1975 | 8   | 0             | 0                  | 8.29               | 0.00                     | 0.00             | 0.00                         | 0.00                    | 0.00             | 0.00               |
| 1975 | 9   | 0             | 0                  | 0.46               | 0.00                     | 0.00             | 0.00                         | 0.00                    | 0.00             | 0.00               |

| Year | Mon | # Days<br>SSM | # Days<br>SSMwC.B. | Supplem.<br>Volume | SSM<br>Cutback<br>Volume | % SSM<br>Cutback | Convey.<br>Cutback<br>Volume | %<br>Cutback<br>Convey. | Total<br>Cutback | % Total<br>Cutback |
|------|-----|---------------|--------------------|--------------------|--------------------------|------------------|------------------------------|-------------------------|------------------|--------------------|
| 1975 | 10  | 0             | 0                  | 3.43               | 0.00                     | 0.00             | 0.00                         | 0.00                    | 0.00             | 0.00               |
| 1975 | 11  | 0             | 0                  | 52.77              | 0.00                     | 0.00             | 0.00                         | 0.00                    | 0.00             | 0.00               |
| 1975 | 12  | 0             | 0                  | 76.14              | 0.00                     | 0.00             | 0.00                         | 0.00                    | 0.00             | 0.00               |
| 1976 | 1   | 0             | 0                  | 61.07              | 0.00                     | 0.00             | 0.00                         | 0.00                    | 0.00             | 0.00               |
| 1976 | 2   | 0             | 0                  | 64.82              | 0.00                     | 0.00             | 0.00                         | 0.00                    | 0.00             | 0.00               |
| 1976 | 3   | 0             | 0                  | 71.96              | 0.00                     | 0.00             | 0.10                         | 0.14                    | 0.10             | 0.14               |
| 1976 | 4   | 0             | 0                  | 33.64              | 0.00                     | 0.00             | 0.00                         | 0.00                    | 0.00             | 0.00               |
| 1976 | 5   | 0             | 0                  | 8.80               | 0.00                     | 0.00             | 0.00                         | 0.00                    | 0.00             | 0.00               |
| 1976 | 6   | 0             | 0                  | 16.15              | 0.00                     | 0.00             | 0.00                         | 0.00                    | 0.00             | 0.00               |
| 1976 | 7   | 0             | 0                  | 17.99              | 0.00                     | 0.00             | 0.00                         | 0.00                    | 0.00             | 0.00               |
| 1976 | 8   | 0             | 0                  | 2.56               | 0.00                     | 0.00             | 0.00                         | 0.00                    | 0.00             | 0.00               |
| 1976 | 9   | 0             | 0                  | 2.28               | 0.00                     | 0.00             | 0.00                         | 0.00                    | 0.00             | 0.00               |

| Year | Mon | # Days<br>SSM | # Days<br>SSMwC.B. | Supplem.<br>Volume | SSM<br>Cutback<br>Volume | % SSM<br>Cutback | Convey.<br>Cutback<br>Volume | %<br>Cutback<br>Convey. | Total<br>Cutback | % Total<br>Cutback |
|------|-----|---------------|--------------------|--------------------|--------------------------|------------------|------------------------------|-------------------------|------------------|--------------------|
| 1976 | 10  | 0             | 0                  | 63.25              | 0.00                     | 0.00             | 0.00                         | 0.00                    | 0.00             | 0.00               |
| 1976 | 11  | 0             | 0                  | 45.70              | 0.00                     | 0.00             | 0.00                         | 0.00                    | 0.00             | 0.00               |
| 1976 | 12  | 0             | 0                  | 22.45              | 0.00                     | 0.00             | 0.00                         | 0.00                    | 0.00             | 0.00               |
| 1977 | 1   | 0             | 0                  | 1.53               | 0.00                     | 0.00             | 0.00                         | 0.00                    | 0.00             | 0.00               |
| 1977 | 2   | 0             | 0                  | 52.33              | 0.00                     | 0.00             | 0.00                         | 0.00                    | 0.00             | 0.00               |
| 1977 | 3   | 0             | 0                  | 106.61             | 0.00                     | 0.00             | 0.00                         | 0.00                    | 0.00             | 0.00               |
| 1977 | 4   | 0             | 0                  | 33.41              | 0.00                     | 0.00             | 0.00                         | 0.00                    | 0.00             | 0.00               |
| 1977 | 5   | 0             | 0                  | 38.07              | 0.00                     | 0.00             | 0.00                         | 0.00                    | 0.00             | 0.00               |
| 1977 | 6   | 0             | 0                  | 62.59              | 0.00                     | 0.00             | 0.03                         | 0.04                    | 0.03             | 0.04               |
| 1977 | 7   | 0             | 0                  | 18.05              | 0.00                     | 0.00             | 0.00                         | 0.00                    | 0.00             | 0.00               |
| 1977 | 8   | 0             | 0                  | 7.21               | 0.00                     | 0.00             | 0.00                         | 0.00                    | 0.00             | 0.00               |
| 1977 | 9   | 0             | 0                  | 0.12               | 0.00                     | 0.00             | 0.00                         | 0.00                    | 0.00             | 0.00               |

| Year | Mon | # Days<br>SSM | # Days<br>SSMwC.B. | Supplem.<br>Volume | SSM<br>Cutback<br>Volume | % SSM<br>Cutback | Convey.<br>Cutback<br>Volume | %<br>Cutback<br>Convey. | Total<br>Cutback | % Total<br>Cutback |
|------|-----|---------------|--------------------|--------------------|--------------------------|------------------|------------------------------|-------------------------|------------------|--------------------|
| 1977 | 10  | 0             | 0                  | 65.13              | 0.00                     | 0.00             | 0.00                         | 0.00                    | 0.00             | 0.00               |
| 1977 | 11  | 0             | 0                  | 17.21              | 0.00                     | 0.00             | 0.00                         | 0.00                    | 0.00             | 0.00               |
| 1977 | 12  | 0             | 0                  | 1.08               | 0.00                     | 0.00             | 0.00                         | 0.00                    | 0.00             | 0.00               |
| 1978 | 1   | 0             | 0                  | 6.71               | 0.00                     | 0.00             | 0.00                         | 0.00                    | 0.00             | 0.00               |
| 1978 | 2   | 0             | 0                  | 24.85              | 0.00                     | 0.00             | 0.00                         | 0.00                    | 0.00             | 0.00               |
| 1978 | 3   | 0             | 0                  | 48.13              | 0.00                     | 0.00             | 0.00                         | 0.00                    | 0.00             | 0.00               |
| 1978 | 4   | 0             | 0                  | 33.38              | 0.00                     | 0.00             | 0.00                         | 0.00                    | 0.00             | 0.00               |
| 1978 | 5   | 0             | 0                  | 24.69              | 0.00                     | 0.00             | 0.00                         | 0.00                    | 0.00             | 0.00               |
| 1978 | 6   | 0             | 0                  | 20.27              | 0.00                     | 0.00             | 0.00                         | 0.00                    | 0.00             | 0.00               |
| 1978 | 7   | 0             | 0                  | 1.06               | 0.00                     | 0.00             | 0.00                         | 0.00                    | 0.00             | 0.00               |
| 1978 | 8   | 0             | 0                  | 0.08               | 0.00                     | 0.00             | 0.00                         | 0.00                    | 0.00             | 0.00               |
| 1978 | 9   | 0             | 0                  | 1.88               | 0.00                     | 0.00             | 0.00                         | 0.00                    | 0.00             | 0.00               |

| Year | Mon | # Days<br>SSM | # Days<br>SSMwC.B. | Supplem.<br>Volume | SSM<br>Cutback<br>Volume | % SSM<br>Cutback | Convey.<br>Cutback<br>Volume | %<br>Cutback<br>Convey. | Total<br>Cutback | % Total<br>Cutback |
|------|-----|---------------|--------------------|--------------------|--------------------------|------------------|------------------------------|-------------------------|------------------|--------------------|
| 1978 | 10  | 0             | 0                  | 8.68               | 0.00                     | 0.00             | 0.00                         | 0.00                    | 0.00             | 0.00               |
| 1978 | 11  | 0             | 0                  | 24.41              | 0.00                     | 0.00             | 0.00                         | 0.00                    | 0.00             | 0.00               |
| 1978 | 12  | 0             | 0                  | 17.70              | 0.00                     | 0.00             | 0.00                         | 0.00                    | 0.00             | 0.00               |
| 1979 | 1   | 0             | 0                  | 0.00               | 0.00                     | 0.00             | 0.00                         | 0.00                    | 0.00             | 0.00               |
| 1979 | 2   | 0             | 0                  | 39.57              | 0.00                     | 0.00             | 0.00                         | 0.00                    | 0.00             | 0.00               |
| 1979 | 3   | 0             | 0                  | 73.15              | 0.00                     | 0.00             | 0.00                         | 0.00                    | 0.00             | 0.00               |
| 1979 | 4   | 0             | 0                  | 33.28              | 0.00                     | 0.00             | 0.00                         | 0.00                    | 0.00             | 0.00               |
| 1979 | 5   | 0             | 0                  | 5.58               | 0.00                     | 0.00             | 0.00                         | 0.00                    | 0.00             | 0.00               |
| 1979 | 6   | 0             | 0                  | 156.27             | 0.00                     | 0.00             | 1.63                         | 1.04                    | 1.63             | 1.04               |
| 1979 | 7   | 0             | 0                  | 21.71              | 0.00                     | 0.00             | 0.00                         | 0.00                    | 0.00             | 0.00               |
| 1979 | 8   | 0             | 0                  | 7.47               | 0.00                     | 0.00             | 0.00                         | 0.03                    | 0.00             | 0.03               |
| 1979 | 9   | 0             | 0                  | 0.32               | 0.00                     | 0.00             | 0.00                         | 0.00                    | 0.00             | 0.00               |

| Year | Mon | # Days<br>SSM | # Days<br>SSMwC.B. | Supplem.<br>Volume | SSM<br>Cutback<br>Volume | % SSM<br>Cutback | Convey.<br>Cutback<br>Volume | %<br>Cutback<br>Convey. | Total<br>Cutback | % Total<br>Cutback |
|------|-----|---------------|--------------------|--------------------|--------------------------|------------------|------------------------------|-------------------------|------------------|--------------------|
| 1979 | 10  | 0             | 0                  | 12.80              | 0.00                     | 0.00             | 0.00                         | 0.00                    | 0.00             | 0.00               |
| 1979 | 11  | 0             | 0                  | 4.38               | 0.00                     | 0.00             | 0.00                         | 0.00                    | 0.00             | 0.00               |
| 1979 | 12  | 0             | 0                  | 19.49              | 0.00                     | 0.00             | 0.00                         | 0.00                    | 0.00             | 0.00               |
| 1980 | 1   | 0             | 0                  | 36.71              | 0.00                     | 0.00             | 0.00                         | 0.00                    | 0.00             | 0.00               |
| 1980 | 2   | 0             | 0                  | 11.22              | 0.00                     | 0.00             | 0.00                         | 0.00                    | 0.00             | 0.00               |
| 1980 | 3   | 0             | 0                  | 64.42              | 0.00                     | 0.00             | 0.00                         | 0.00                    | 0.00             | 0.00               |
| 1980 | 4   | 0             | 0                  | 33.61              | 0.00                     | 0.00             | 0.00                         | 0.00                    | 0.00             | 0.00               |
| 1980 | 5   | 0             | 0                  | 105.33             | 0.00                     | 0.00             | 0.00                         | 0.00                    | 0.00             | 0.00               |
| 1980 | 6   | 0             | 0                  | 129.11             | 0.00                     | 0.00             | 0.86                         | 0.67                    | 0.86             | 0.67               |
| 1980 | 7   | 0             | 0                  | 14.40              | 0.00                     | 0.00             | 0.00                         | 0.00                    | 0.00             | 0.00               |
| 1980 | 8   | 0             | 0                  | 7.15               | 0.00                     | 0.00             | 0.02                         | 0.22                    | 0.02             | 0.22               |
| 1980 | 9   | 4             | 0                  | 2.73               | 0.00                     | 0.00             | 0.00                         | 0.00                    | 0.00             | 0.00               |

| Year | Mon | # Days<br>SSM | # Days<br>SSMwC.B. | Supplem.<br>Volume | SSM<br>Cutback<br>Volume | % SSM<br>Cutback | Convey.<br>Cutback<br>Volume | %<br>Cutback<br>Convey. | Total<br>Cutback | % Total<br>Cutback |
|------|-----|---------------|--------------------|--------------------|--------------------------|------------------|------------------------------|-------------------------|------------------|--------------------|
| 1980 | 10  | 31            | 14                 | 75.75              | 10.79                    | 14.24            | 0.00                         | 0.00                    | 10.79            | 14.24              |
| 1980 | 11  | 30            | 4                  | 28.49              | 0.45                     | 1.59             | 1.36                         | 4.78                    | 1.82             | 6.38               |
| 1980 | 12  | 31            | 7                  | 37.56              | 3.46                     | 9.21             | 0.06                         | 0.17                    | 3.52             | 9.38               |
| 1981 | 1   | 31            | 17                 | 66.98              | 6.69                     | 9.99             | 0.00                         | 0.00                    | 6.69             | 9.99               |
| 1981 | 2   | 28            | 3                  | 28.21              | 1.53                     | 5.42             | 0.07                         | 0.25                    | 1.60             | 5.66               |
| 1981 | 3   | 31            | 12                 | 82.02              | 15.63                    | 19.06            | 0.00                         | 0.00                    | 15.63            | 19.06              |
| 1981 | 4   | 0             | 0                  | 33.36              | 0.00                     | 0.00             | 0.00                         | 0.00                    | 0.00             | 0.00               |
| 1981 | 5   | 0             | 0                  | 143.39             | 0.00                     | 0.00             | 0.11                         | 0.08                    | 0.11             | 0.08               |
| 1981 | 6   | 0             | 0                  | 69.30              | 0.00                     | 0.00             | 0.50                         | 0.72                    | 0.50             | 0.72               |
| 1981 | 7   | 0             | 0                  | 61.46              | 0.00                     | 0.00             | 0.00                         | 0.00                    | 0.00             | 0.00               |
| 1981 | 8   | 0             | 0                  | 1.88               | 0.00                     | 0.00             | 0.00                         | 0.00                    | 0.00             | 0.00               |
| 1981 | 9   | 0             | 0                  | 1.78               | 0.00                     | 0.00             | 0.00                         | 0.00                    | 0.00             | 0.00               |

| Year | Mon | # Days<br>SSM | # Days<br>SSMwC.B. | Supplem.<br>Volume | SSM<br>Cutback<br>Volume | % SSM<br>Cutback | Convey.<br>Cutback<br>Volume | %<br>Cutback<br>Convey. | Total<br>Cutback | % Total<br>Cutback |
|------|-----|---------------|--------------------|--------------------|--------------------------|------------------|------------------------------|-------------------------|------------------|--------------------|
| 1981 | 10  | 0             | 0                  | 98.31              | 0.00                     | 0.00             | 0.00                         | 0.00                    | 0.00             | 0.00               |
| 1981 | 11  | 0             | 0                  | 49.88              | 0.00                     | 0.00             | 0.04                         | 0.08                    | 0.04             | 0.08               |
| 1981 | 12  | 28            | 22                 | 88.70              | 14.60                    | 16.46            | 0.07                         | 0.08                    | 14.67            | 16.54              |
| 1982 | 1   | 31            | 12                 | 63.47              | 3.84                     | 6.05             | 0.10                         | 0.16                    | 3.94             | 6.21               |
| 1982 | 2   | 28            | 1                  | 20.63              | 0.10                     | 0.50             | 0.01                         | 0.04                    | 0.11             | 0.54               |
| 1982 | 3   | 7             | 3                  | 29.90              | 2.65                     | 8.87             | 0.00                         | 0.00                    | 2.65             | 8.87               |
| 1982 | 4   | 0             | 0                  | 33.28              | 0.00                     | 0.00             | 0.00                         | 0.00                    | 0.00             | 0.00               |
| 1982 | 5   | 0             | 0                  | 145.54             | 0.00                     | 0.00             | 0.00                         | 0.00                    | 0.00             | 0.00               |
| 1982 | 6   | 0             | 0                  | 19.29              | 0.00                     | 0.00             | 0.10                         | 0.52                    | 0.10             | 0.52               |
| 1982 | 7   | 0             | 0                  | 4.84               | 0.00                     | 0.00             | 0.00                         | 0.00                    | 0.00             | 0.00               |
| 1982 | 8   | 0             | 0                  | 2.27               | 0.00                     | 0.00             | 0.00                         | 0.00                    | 0.00             | 0.00               |
| 1982 | 9   | 0             | 0                  | 5.11               | 0.00                     | 0.00             | 0.00                         | 0.00                    | 0.00             | 0.00               |

| Year | Mon | # Days<br>SSM | # Days<br>SSMwC.B. | Supplem.<br>Volume | SSM<br>Cutback<br>Volume | % SSM<br>Cutback | Convey.<br>Cutback<br>Volume | %<br>Cutback<br>Convey. | Total<br>Cutback | % Total<br>Cutback |
|------|-----|---------------|--------------------|--------------------|--------------------------|------------------|------------------------------|-------------------------|------------------|--------------------|
| 1982 | 10  | 0             | 0                  | 13.16              | 0.00                     | 0.00             | 0.00                         | 0.00                    | 0.00             | 0.00               |
| 1982 | 11  | 0             | 0                  | 44.60              | 0.00                     | 0.00             | 0.00                         | 0.00                    | 0.00             | 0.00               |
| 1982 | 12  | 0             | 0                  | 46.78              | 0.00                     | 0.00             | 0.00                         | 0.00                    | 0.00             | 0.00               |
| 1983 | 1   | 0             | 0                  | 21.75              | 0.00                     | 0.00             | 0.00                         | 0.00                    | 0.00             | 0.00               |
| 1983 | 2   | 0             | 0                  | 0.28               | 0.00                     | 0.00             | 0.00                         | 0.00                    | 0.00             | 0.00               |
| 1983 | 3   | 0             | 0                  | 0.07               | 0.00                     | 0.00             | 0.00                         | 0.00                    | 0.00             | 0.00               |
| 1983 | 4   | 0             | 0                  | 33.37              | 0.00                     | 0.00             | 0.00                         | 0.00                    | 0.00             | 0.00               |
| 1983 | 5   | 0             | 0                  | 207.14             | 0.00                     | 0.00             | 0.05                         | 0.02                    | 0.05             | 0.02               |
| 1983 | 6   | 0             | 0                  | 27.29              | 0.00                     | 0.00             | 0.00                         | 0.00                    | 0.00             | 0.00               |
| 1983 | 7   | 0             | 0                  | 33.75              | 0.00                     | 0.00             | 0.00                         | 0.01                    | 0.00             | 0.01               |
| 1983 | 8   | 0             | 0                  | 5.56               | 0.00                     | 0.00             | 0.00                         | 0.00                    | 0.00             | 0.00               |
| 1983 | 9   | 0             | 0                  | 6.25               | 0.00                     | 0.00             | 0.07                         | 1.14                    | 0.07             | 1.14               |

| Year | Mon | # Days<br>SSM | # Days<br>SSMwC.B. | Supplem.<br>Volume | SSM<br>Cutback<br>Volume | % SSM<br>Cutback | Convey.<br>Cutback<br>Volume | %<br>Cutback<br>Convey. | Total<br>Cutback | % Total<br>Cutback |
|------|-----|---------------|--------------------|--------------------|--------------------------|------------------|------------------------------|-------------------------|------------------|--------------------|
| 1983 | 10  | 0             | 0                  | 3.26               | 0.00                     | 0.00             | 0.00                         | 0.00                    | 0.00             | 0.00               |
| 1983 | 11  | 0             | 0                  | 19.74              | 0.00                     | 0.00             | 0.00                         | 0.00                    | 0.00             | 0.00               |
| 1983 | 12  | 0             | 0                  | 16.82              | 0.00                     | 0.00             | 0.00                         | 0.00                    | 0.00             | 0.00               |
| 1984 | 1   | 0             | 0                  | 29.06              | 0.00                     | 0.00             | 0.00                         | 0.00                    | 0.00             | 0.00               |
| 1984 | 2   | 0             | 0                  | 31.85              | 0.00                     | 0.00             | 0.00                         | 0.00                    | 0.00             | 0.00               |
| 1984 | 3   | 0             | 0                  | 15.20              | 0.00                     | 0.00             | 0.00                         | 0.00                    | 0.00             | 0.00               |
| 1984 | 4   | 0             | 0                  | 33.60              | 0.00                     | 0.00             | 0.00                         | 0.00                    | 0.00             | 0.00               |
| 1984 | 5   | 0             | 0                  | 115.19             | 0.00                     | 0.00             | 0.00                         | 0.00                    | 0.00             | 0.00               |
| 1984 | 6   | 0             | 0                  | 50.93              | 0.00                     | 0.00             | 0.11                         | 0.21                    | 0.11             | 0.21               |
| 1984 | 7   | 0             | 0                  | 1.01               | 0.00                     | 0.00             | 0.00                         | 0.00                    | 0.00             | 0.00               |
| 1984 | 8   | 0             | 0                  | 16.13              | 0.00                     | 0.00             | 0.00                         | 0.00                    | 0.00             | 0.00               |
| 1984 | 9   | 0             | 0                  | 14.23              | 0.00                     | 0.00             | 0.00                         | 0.00                    | 0.00             | 0.00               |

| Year | Mon | # Days<br>SSM | # Days<br>SSMwC.B. | Supplem.<br>Volume | SSM<br>Cutback<br>Volume | % SSM<br>Cutback | Convey.<br>Cutback<br>Volume | %<br>Cutback<br>Convey. | Total<br>Cutback | % Total<br>Cutback |
|------|-----|---------------|--------------------|--------------------|--------------------------|------------------|------------------------------|-------------------------|------------------|--------------------|
| 1984 | 10  | 0             | 0                  | 51.77              | 0.00                     | 0.00             | 0.00                         | 0.00                    | 0.00             | 0.00               |
| 1984 | 11  | 0             | 0                  | 57.21              | 0.00                     | 0.00             | 0.00                         | 0.00                    | 0.00             | 0.00               |
| 1984 | 12  | 0             | 0                  | 47.30              | 0.00                     | 0.00             | 0.00                         | 0.00                    | 0.00             | 0.00               |
| 1985 | 1   | 0             | 0                  | 57.25              | 0.00                     | 0.00             | 0.02                         | 0.03                    | 0.02             | 0.03               |
| 1985 | 2   | 0             | 0                  | 88.43              | 0.00                     | 0.00             | 0.00                         | 0.00                    | 0.00             | 0.00               |
| 1985 | 3   | 29            | 14                 | 82.73              | 15.34                    | 18.54            | 0.03                         | 0.03                    | 15.37            | 18.57              |
| 1985 | 4   | 0             | 0                  | 33.34              | 0.00                     | 0.00             | 0.00                         | 0.00                    | 0.00             | 0.00               |
| 1985 | 5   | 0             | 0                  | 136.23             | 0.00                     | 0.00             | 0.00                         | 0.00                    | 0.00             | 0.00               |
| 1985 | 6   | 0             | 0                  | 101.06             | 0.00                     | 0.00             | 2.79                         | 2.76                    | 2.79             | 2.76               |
| 1985 | 7   | 0             | 0                  | 5.00               | 0.00                     | 0.00             | 0.00                         | 0.00                    | 0.00             | 0.00               |
| 1985 | 8   | 0             | 0                  | 2.64               | 0.00                     | 0.00             | 0.39                         | 14.94                   | 0.39             | 14.94              |
| 1985 | 9   | 0             | 0                  | 0.30               | 0.00                     | 0.00             | 0.00                         | 0.00                    | 0.00             | 0.00               |

| Year | Mon | # Days<br>SSM | # Days<br>SSMwC.B. | Supplem.<br>Volume | SSM<br>Cutback<br>Volume | % SSM<br>Cutback | Convey.<br>Cutback<br>Volume | %<br>Cutback<br>Convey. | Total<br>Cutback | % Total<br>Cutback |
|------|-----|---------------|--------------------|--------------------|--------------------------|------------------|------------------------------|-------------------------|------------------|--------------------|
| 1985 | 10  | 0             | 0                  | 7.93               | 0.00                     | 0.00             | 0.00                         | 0.00                    | 0.00             | 0.00               |
| 1985 | 11  | 0             | 0                  | 33.84              | 0.00                     | 0.00             | 0.00                         | 0.00                    | 0.00             | 0.00               |
| 1985 | 12  | 0             | 0                  | 18.09              | 0.00                     | 0.00             | 0.00                         | 0.00                    | 0.00             | 0.00               |
| 1986 | 1   | 0             | 0                  | 11.79              | 0.00                     | 0.00             | 0.00                         | 0.00                    | 0.00             | 0.00               |
| 1986 | 2   | 0             | 0                  | 46.37              | 0.00                     | 0.00             | 0.00                         | 0.00                    | 0.00             | 0.00               |
| 1986 | 3   | 0             | 0                  | 18.24              | 0.00                     | 0.00             | 0.00                         | 0.00                    | 0.00             | 0.00               |
| 1986 | 4   | 0             | 0                  | 33.36              | 0.00                     | 0.00             | 0.00                         | 0.00                    | 0.00             | 0.00               |
| 1986 | 5   | 0             | 0                  | 127.03             | 0.00                     | 0.00             | 0.07                         | 0.05                    | 0.07             | 0.05               |
| 1986 | 6   | 0             | 0                  | 18.45              | 0.00                     | 0.00             | 0.00                         | 0.00                    | 0.00             | 0.00               |
| 1986 | 7   | 0             | 0                  | 3.13               | 0.00                     | 0.00             | 0.00                         | 0.00                    | 0.00             | 0.00               |
| 1986 | 8   | 0             | 0                  | 0.00               | 0.00                     | 0.00             | 0.00                         | 0.00                    | 0.00             | 0.00               |
| 1986 | 9   | 0             | 0                  | 5.39               | 0.00                     | 0.00             | 0.00                         | 0.00                    | 0.00             | 0.00               |

| Year | Mon | # Days<br>SSM | # Days<br>SSMwC.B. | Supplem.<br>Volume | SSM<br>Cutback<br>Volume | % SSM<br>Cutback | Convey.<br>Cutback<br>Volume | %<br>Cutback<br>Convey. | Total<br>Cutback | % Total<br>Cutback |
|------|-----|---------------|--------------------|--------------------|--------------------------|------------------|------------------------------|-------------------------|------------------|--------------------|
| 1986 | 10  | 0             | 0                  | 29.63              | 0.00                     | 0.00             | 0.00                         | 0.00                    | 0.00             | 0.00               |
| 1986 | 11  | 0             | 0                  | 21.70              | 0.00                     | 0.00             | 0.00                         | 0.00                    | 0.00             | 0.00               |
| 1986 | 12  | 0             | 0                  | 37.46              | 0.00                     | 0.00             | 0.00                         | 0.01                    | 0.00             | 0.01               |
| 1987 | 1   | 0             | 0                  | 11.43              | 0.00                     | 0.00             | 0.00                         | 0.00                    | 0.00             | 0.00               |
| 1987 | 2   | 0             | 0                  | 19.92              | 0.00                     | 0.00             | 0.00                         | 0.00                    | 0.00             | 0.00               |
| 1987 | 3   | 0             | 0                  | 19.19              | 0.00                     | 0.00             | 0.00                         | 0.00                    | 0.00             | 0.00               |
| 1987 | 4   | 0             | 0                  | 33.34              | 0.00                     | 0.00             | 0.00                         | 0.00                    | 0.00             | 0.00               |
| 1987 | 5   | 0             | 0                  | 105.27             | 0.00                     | 0.00             | 0.00                         | 0.00                    | 0.00             | 0.00               |
| 1987 | 6   | 0             | 0                  | 110.54             | 0.00                     | 0.00             | 0.15                         | 0.14                    | 0.15             | 0.14               |
| 1987 | 7   | 0             | 0                  | 13.30              | 0.00                     | 0.00             | 0.00                         | 0.00                    | 0.00             | 0.00               |
| 1987 | 8   | 7             | 6                  | 45.87              | 11.42                    | 24.90            | 0.00                         | 0.00                    | 11.42            | 24.90              |
| 1987 | 9   | 30            | 5                  | 11.88              | 3.69                     | 31.07            | 0.00                         | 0.00                    | 3.69             | 31.07              |

| Year | Mon | # Days<br>SSM | # Days<br>SSMwC.B. | Supplem.<br>Volume | SSM<br>Cutback<br>Volume | % SSM<br>Cutback | Convey.<br>Cutback<br>Volume | %<br>Cutback<br>Convey. | Total<br>Cutback | % Total<br>Cutback |
|------|-----|---------------|--------------------|--------------------|--------------------------|------------------|------------------------------|-------------------------|------------------|--------------------|
| 1987 | 10  | 23            | 0                  | 17.44              | 0.00                     | 0.00             | 0.00                         | 0.00                    | 0.00             | 0.00               |
| 1987 | 11  | 0             | 0                  | 2.22               | 0.00                     | 0.00             | 0.01                         | 0.33                    | 0.01             | 0.33               |
| 1987 | 12  | 0             | 0                  | 34.10              | 0.00                     | 0.00             | 0.00                         | 0.00                    | 0.00             | 0.00               |
| 1988 | 1   | 0             | 0                  | 9.01               | 0.00                     | 0.00             | 0.00                         | 0.00                    | 0.00             | 0.00               |
| 1988 | 2   | 0             | 0                  | 11.36              | 0.00                     | 0.00             | 0.00                         | 0.00                    | 0.00             | 0.00               |
| 1988 | 3   | 0             | 0                  | 24.93              | 0.00                     | 0.00             | 0.00                         | 0.00                    | 0.00             | 0.00               |
| 1988 | 4   | 0             | 0                  | 33.54              | 0.00                     | 0.00             | 0.00                         | 0.00                    | 0.00             | 0.00               |
| 1988 | 5   | 0             | 0                  | 125.05             | 0.00                     | 0.00             | 0.00                         | 0.00                    | 0.00             | 0.00               |
| 1988 | 6   | 0             | 0                  | 55.93              | 0.00                     | 0.00             | 0.40                         | 0.71                    | 0.40             | 0.71               |
| 1988 | 7   | 0             | 0                  | 6.75               | 0.00                     | 0.00             | 0.03                         | 0.50                    | 0.03             | 0.50               |
| 1988 | 8   | 0             | 0                  | 0.02               | 0.00                     | 0.00             | 0.00                         | 0.00                    | 0.00             | 0.00               |
| 1988 | 9   | 0             | 0                  | 45.28              | 0.00                     | 0.00             | 0.00                         | 0.00                    | 0.00             | 0.00               |

| Year | Mon | # Days<br>SSM | # Days<br>SSMwC.B. | Supplem.<br>Volume | SSM<br>Cutback<br>Volume | % SSM<br>Cutback | Convey.<br>Cutback<br>Volume | %<br>Cutback<br>Convey. | Total<br>Cutback | % Total<br>Cutback |
|------|-----|---------------|--------------------|--------------------|--------------------------|------------------|------------------------------|-------------------------|------------------|--------------------|
| 1988 | 10  | 0             | 0                  | 120.39             | 0.00                     | 0.00             | 0.00                         | 0.00                    | 0.00             | 0.00               |
| 1988 | 11  | 0             | 0                  | 27.12              | 0.00                     | 0.00             | 0.00                         | 0.00                    | 0.00             | 0.00               |
| 1988 | 12  | 0             | 0                  | 47.32              | 0.00                     | 0.00             | 0.06                         | 0.12                    | 0.06             | 0.12               |
| 1989 | 1   | 0             | 0                  | 52.90              | 0.00                     | 0.00             | 0.06                         | 0.12                    | 0.06             | 0.12               |
| 1989 | 2   | 15            | 8                  | 84.94              | 5.99                     | 7.06             | 0.11                         | 0.13                    | 6.11             | 7.19               |
| 1989 | 3   | 31            | 4                  | 52.65              | 0.64                     | 1.22             | 0.00                         | 0.00                    | 0.64             | 1.22               |
| 1989 | 4   | 0             | 0                  | 33.31              | 0.00                     | 0.00             | 0.00                         | 0.00                    | 0.00             | 0.00               |
| 1989 | 5   | 0             | 0                  | 153.59             | 0.00                     | 0.00             | 0.00                         | 0.00                    | 0.00             | 0.00               |
| 1989 | 6   | 0             | 0                  | 118.17             | 0.00                     | 0.00             | 4.90                         | 4.15                    | 4.90             | 4.15               |
| 1989 | 7   | 0             | 0                  | 29.65              | 0.00                     | 0.00             | 0.00                         | 0.00                    | 0.00             | 0.00               |
| 1989 | 8   | 0             | 0                  | 4.97               | 0.00                     | 0.00             | 0.00                         | 0.00                    | 0.00             | 0.00               |
| 1989 | 9   | 20            | 0                  | 0.85               | 0.00                     | 0.00             | 0.00                         | 0.00                    | 0.00             | 0.00               |

| Year | Mon | # Days<br>SSM | # Days<br>SSMwC.B. | Supplem.<br>Volume | SSM<br>Cutback<br>Volume | % SSM<br>Cutback | Convey.<br>Cutback<br>Volume | %<br>Cutback<br>Convey. | Total<br>Cutback | % Total<br>Cutback |
|------|-----|---------------|--------------------|--------------------|--------------------------|------------------|------------------------------|-------------------------|------------------|--------------------|
| 1989 | 10  | 9             | 0                  | 14.05              | 0.00                     | 0.00             | 0.00                         | 0.00                    | 0.00             | 0.00               |
| 1989 | 11  | 0             | 0                  | 87.33              | 0.00                     | 0.00             | 0.08                         | 0.09                    | 0.08             | 0.09               |
| 1989 | 12  | 0             | 0                  | 22.70              | 0.00                     | 0.00             | 0.00                         | 0.00                    | 0.00             | 0.00               |
| 1990 | 1   | 0             | 0                  | 57.90              | 0.00                     | 0.00             | 0.13                         | 0.22                    | 0.13             | 0.22               |
| 1990 | 2   | 0             | 0                  | 11.80              | 0.00                     | 0.00             | 0.00                         | 0.02                    | 0.00             | 0.02               |
| 1990 | 3   | 6             | 1                  | 67.98              | 0.06                     | 0.08             | 0.00                         | 0.00                    | 0.06             | 0.08               |
| 1990 | 4   | 0             | 0                  | 33.34              | 0.00                     | 0.00             | 0.00                         | 0.00                    | 0.00             | 0.00               |
| 1990 | 5   | 0             | 0                  | 71.01              | 0.00                     | 0.00             | 0.00                         | 0.00                    | 0.00             | 0.00               |
| 1990 | 6   | 0             | 0                  | 55.64              | 0.00                     | 0.00             | 1.49                         | 2.69                    | 1.49             | 2.69               |
| 1990 | 7   | 0             | 0                  | 4.95               | 0.00                     | 0.00             | 0.02                         | 0.33                    | 0.02             | 0.33               |
| 1990 | 8   | 0             | 0                  | 2.47               | 0.00                     | 0.00             | 0.00                         | 0.00                    | 0.00             | 0.00               |
| 1990 | 9   | 0             | 0                  | 19.20              | 0.00                     | 0.00             | 0.00                         | 0.00                    | 0.00             | 0.00               |

| Year | Mon | # Days<br>SSM | # Days<br>SSMwC.B. | Supplem.<br>Volume | SSM<br>Cutback<br>Volume | % SSM<br>Cutback | Convey.<br>Cutback<br>Volume | %<br>Cutback<br>Convey. | Total<br>Cutback | % Total<br>Cutback |
|------|-----|---------------|--------------------|--------------------|--------------------------|------------------|------------------------------|-------------------------|------------------|--------------------|
| 1990 | 10  | 0             | 0                  | 14.27              | 0.00                     | 0.00             | 0.00                         | 0.00                    | 0.00             | 0.00               |
| 1990 | 11  | 0             | 0                  | 76.37              | 0.00                     | 0.00             | 0.00                         | 0.00                    | 0.00             | 0.00               |
| 1990 | 12  | 0             | 0                  | 78.23              | 0.00                     | 0.00             | 0.00                         | 0.00                    | 0.00             | 0.00               |
| 1991 | 1   | 0             | 0                  | 4.82               | 0.00                     | 0.00             | 0.00                         | 0.00                    | 0.00             | 0.00               |
| 1991 | 2   | 0             | 0                  | 26.52              | 0.00                     | 0.00             | 0.00                         | 0.00                    | 0.00             | 0.00               |
| 1991 | 3   | 0             | 0                  | 54.70              | 0.00                     | 0.00             | 0.00                         | 0.00                    | 0.00             | 0.00               |
| 1991 | 4   | 0             | 0                  | 33.37              | 0.00                     | 0.00             | 0.00                         | 0.00                    | 0.00             | 0.00               |
| 1991 | 5   | 0             | 0                  | 80.30              | 0.00                     | 0.00             | 0.00                         | 0.00                    | 0.00             | 0.00               |
| 1991 | 6   | 0             | 0                  | 16.30              | 0.00                     | 0.00             | 0.00                         | 0.00                    | 0.00             | 0.00               |
| 1991 | 7   | 0             | 0                  | 0.00               | 0.00                     | 0.00             | 0.00                         | 0.00                    | 0.00             | 0.00               |
| 1991 | 8   | 0             | 0                  | 8.10               | 0.00                     | 0.00             | 0.00                         | 0.00                    | 0.00             | 0.00               |
| 1991 | 9   | 0             | 0                  | 4.96               | 0.00                     | 0.00             | 0.00                         | 0.00                    | 0.00             | 0.00               |

| Year | Mon | # Days<br>SSM | # Days<br>SSMwC.B. | Supplem.<br>Volume | SSM<br>Cutback<br>Volume | % SSM<br>Cutback | Convey.<br>Cutback<br>Volume | %<br>Cutback<br>Convey. | Total<br>Cutback | % Total<br>Cutback |
|------|-----|---------------|--------------------|--------------------|--------------------------|------------------|------------------------------|-------------------------|------------------|--------------------|
| 1991 | 10  | 0             | 0                  | 11.73              | 0.00                     | 0.00             | 0.00                         | 0.00                    | 0.00             | 0.00               |
| 1991 | 11  | 0             | 0                  | 42.86              | 0.00                     | 0.00             | 0.00                         | 0.00                    | 0.00             | 0.00               |
| 1991 | 12  | 0             | 0                  | 34.45              | 0.00                     | 0.00             | 0.00                         | 0.00                    | 0.00             | 0.00               |
| 1992 | 1   | 0             | 0                  | 19.58              | 0.00                     | 0.00             | 0.00                         | 0.00                    | 0.00             | 0.00               |
| 1992 | 2   | 0             | 0                  | 22.36              | 0.00                     | 0.00             | 0.00                         | 0.00                    | 0.00             | 0.00               |
| 1992 | 3   | 0             | 0                  | 31.07              | 0.00                     | 0.00             | 0.00                         | 0.00                    | 0.00             | 0.00               |
| 1992 | 4   | 0             | 0                  | 33.64              | 0.00                     | 0.00             | 0.00                         | 0.00                    | 0.00             | 0.00               |
| 1992 | 5   | 0             | 0                  | 202.12             | 0.00                     | 0.00             | 0.35                         | 0.18                    | 0.35             | 0.18               |
| 1992 | 6   | 0             | 0                  | 20.64              | 0.00                     | 0.00             | 0.04                         | 0.21                    | 0.04             | 0.21               |
| 1992 | 7   | 0             | 0                  | 17.45              | 0.00                     | 0.00             | 0.00                         | 0.00                    | 0.00             | 0.00               |
| 1992 | 8   | 0             | 0                  | 6.23               | 0.00                     | 0.00             | 0.00                         | 0.00                    | 0.00             | 0.00               |
| 1992 | 9   | 0             | 0                  | 0.90               | 0.00                     | 0.00             | 0.00                         | 0.00                    | 0.00             | 0.00               |

| Year | Mon | # Days<br>SSM | # Days<br>SSMwC.B. | Supplem.<br>Volume | SSM<br>Cutback<br>Volume | % SSM<br>Cutback | Convey.<br>Cutback<br>Volume | %<br>Cutback<br>Convey. | Total<br>Cutback | % Total<br>Cutback |
|------|-----|---------------|--------------------|--------------------|--------------------------|------------------|------------------------------|-------------------------|------------------|--------------------|
| 1992 | 10  | 0             | 0                  | 50.77              | 0.00                     | 0.00             | 0.00                         | 0.00                    | 0.00             | 0.00               |
| 1992 | 11  | 0             | 0                  | 19.86              | 0.00                     | 0.00             | 0.00                         | 0.00                    | 0.00             | 0.00               |
| 1992 | 12  | 0             | 0                  | 38.78              | 0.00                     | 0.00             | 0.00                         | 0.00                    | 0.00             | 0.00               |
| 1993 | 1   | 0             | 0                  | 0.19               | 0.00                     | 0.00             | 0.00                         | 0.00                    | 0.00             | 0.00               |
| 1993 | 2   | 0             | 0                  | 7.47               | 0.00                     | 0.00             | 0.00                         | 0.00                    | 0.00             | 0.00               |
| 1993 | 3   | 0             | 0                  | 19.68              | 0.00                     | 0.00             | 0.00                         | 0.00                    | 0.00             | 0.00               |
| 1993 | 4   | 0             | 0                  | 33.40              | 0.00                     | 0.00             | 0.00                         | 0.00                    | 0.00             | 0.00               |
| 1993 | 5   | 0             | 0                  | 179.23             | 0.00                     | 0.00             | 0.01                         | 0.00                    | 0.01             | 0.00               |
| 1993 | 6   | 0             | 0                  | 39.02              | 0.00                     | 0.00             | 0.00                         | 0.00                    | 0.00             | 0.00               |
| 1993 | 7   | 0             | 0                  | 43.66              | 0.00                     | 0.00             | 0.00                         | 0.00                    | 0.00             | 0.00               |
| 1993 | 8   | 7             | 0                  | 40.40              | 0.00                     | 0.00             | 0.00                         | 0.00                    | 0.00             | 0.00               |
| 1993 | 9   | 18            | 0                  | 2.75               | 0.00                     | 0.00             | 0.00                         | 0.00                    | 0.00             | 0.00               |

| Year | Mon | # Days<br>SSM | # Days<br>SSMwC.B. | Supplem.<br>Volume | SSM<br>Cutback<br>Volume | % SSM<br>Cutback | Convey.<br>Cutback<br>Volume | %<br>Cutback<br>Convey. | Total<br>Cutback | % Total<br>Cutback |
|------|-----|---------------|--------------------|--------------------|--------------------------|------------------|------------------------------|-------------------------|------------------|--------------------|
| 1993 | 10  | 7             | 0                  | 3.05               | 0.00                     | 0.00             | 0.00                         | 0.00                    | 0.00             | 0.00               |
| 1993 | 11  | 0             | 0                  | 35.03              | 0.00                     | 0.00             | 0.00                         | 0.00                    | 0.00             | 0.00               |
| 1993 | 12  | 0             | 0                  | 46.49              | 0.00                     | 0.00             | 0.00                         | 0.00                    | 0.00             | 0.00               |
| 1994 | 1   | 0             | 0                  | 7.07               | 0.00                     | 0.00             | 0.00                         | 0.00                    | 0.00             | 0.00               |
| 1994 | 2   | 0             | 0                  | 8.82               | 0.00                     | 0.00             | 0.00                         | 0.00                    | 0.00             | 0.00               |
| 1994 | 3   | 0             | 0                  | 43.74              | 0.00                     | 0.00             | 0.00                         | 0.00                    | 0.00             | 0.00               |
| 1994 | 4   | 0             | 0                  | 33.27              | 0.00                     | 0.00             | 0.00                         | 0.00                    | 0.00             | 0.00               |
| 1994 | 5   | 0             | 0                  | 124.82             | 0.00                     | 0.00             | 0.00                         | 0.00                    | 0.00             | 0.00               |
| 1994 | 6   | 0             | 0                  | 18.35              | 0.00                     | 0.00             | 0.00                         | 0.00                    | 0.00             | 0.00               |
| 1994 | 7   | 0             | 0                  | 16.59              | 0.00                     | 0.00             | 0.00                         | 0.00                    | 0.00             | 0.00               |
| 1994 | 8   | 0             | 0                  | 0.17               | 0.00                     | 0.00             | 0.00                         | 0.00                    | 0.00             | 0.00               |
| 1994 | 9   | 0             | 0                  | 0.55               | 0.00                     | 0.00             | 0.00                         | 0.00                    | 0.00             | 0.00               |

| Year | Mon | # Days<br>SSM | # Days<br>SSMwC.B. | Supplem.<br>Volume | SSM<br>Cutback<br>Volume | % SSM<br>Cutback | Convey.<br>Cutback<br>Volume | %<br>Cutback<br>Convey. | Total<br>Cutback | % Total<br>Cutback |
|------|-----|---------------|--------------------|--------------------|--------------------------|------------------|------------------------------|-------------------------|------------------|--------------------|
| 1994 | 10  | 0             | 0                  | 7.56               | 0.00                     | 0.00             | 0.00                         | 0.00                    | 0.00             | 0.00               |
| 1994 | 11  | 0             | 0                  | 10.46              | 0.00                     | 0.00             | 0.00                         | 0.00                    | 0.00             | 0.00               |
| 1994 | 12  | 0             | 0                  | 0.29               | 0.00                     | 0.00             | 0.00                         | 0.00                    | 0.00             | 0.00               |
| 1995 | 1   | 0             | 0                  | 3.46               | 0.00                     | 0.00             | 0.00                         | 0.00                    | 0.00             | 0.00               |
| 1995 | 2   | 0             | 0                  | 7.78               | 0.00                     | 0.00             | 0.00                         | 0.00                    | 0.00             | 0.00               |
| 1995 | 3   | 0             | 0                  | 30.32              | 0.00                     | 0.00             | 0.00                         | 0.00                    | 0.00             | 0.00               |
| 1995 | 4   | 0             | 0                  | 33.29              | 0.00                     | 0.00             | 0.00                         | 0.00                    | 0.00             | 0.00               |
| 1995 | 5   | 0             | 0                  | 109.91             | 0.00                     | 0.00             | 0.00                         | 0.00                    | 0.00             | 0.00               |
| 1995 | 6   | 0             | 0                  | 23.83              | 0.00                     | 0.00             | 0.57                         | 2.38                    | 0.57             | 2.38               |
| 1995 | 7   | 0             | 0                  | 11.97              | 0.00                     | 0.00             | 0.01                         | 0.07                    | 0.01             | 0.07               |
| 1995 | 8   | 0             | 0                  | 1.91               | 0.00                     | 0.00             | 0.00                         | 0.00                    | 0.00             | 0.00               |
| 1995 | 9   | 0             | 0                  | 10.24              | 0.00                     | 0.00             | 0.00                         | 0.00                    | 0.00             | 0.00               |

| Year | Mon | # Days<br>SSM | # Days<br>SSMwC.B. | Supplem.<br>Volume | SSM<br>Cutback<br>Volume | % SSM<br>Cutback | Convey.<br>Cutback<br>Volume | %<br>Cutback<br>Convey. | Total<br>Cutback | % Total<br>Cutback |
|------|-----|---------------|--------------------|--------------------|--------------------------|------------------|------------------------------|-------------------------|------------------|--------------------|
| 1995 | 10  | 0             | 0                  | 0.82               | 0.00                     | 0.00             | 0.00                         | 0.00                    | 0.00             | 0.00               |
| 1995 | 11  | 0             | 0                  | 45.06              | 0.00                     | 0.00             | 0.00                         | 0.00                    | 0.00             | 0.00               |
| 1995 | 12  | 0             | 0                  | 32.17              | 0.00                     | 0.00             | 0.00                         | 0.00                    | 0.00             | 0.00               |
| 1996 | 1   | 0             | 0                  | 12.71              | 0.00                     | 0.00             | 0.00                         | 0.00                    | 0.00             | 0.00               |
| 1996 | 2   | 0             | 0                  | 73.66              | 0.00                     | 0.00             | 0.00                         | 0.00                    | 0.00             | 0.00               |
| 1996 | 3   | 0             | 0                  | 33.76              | 0.00                     | 0.00             | 0.00                         | 0.00                    | 0.00             | 0.00               |
| 1996 | 4   | 0             | 0                  | 33.52              | 0.00                     | 0.00             | 0.00                         | 0.00                    | 0.00             | 0.00               |
| 1996 | 5   | 0             | 0                  | 36.44              | 0.00                     | 0.00             | 0.00                         | 0.00                    | 0.00             | 0.00               |
| 1996 | 6   | 0             | 0                  | 2.88               | 0.00                     | 0.00             | 0.00                         | 0.00                    | 0.00             | 0.00               |
| 1996 | 7   | 0             | 0                  | 55.26              | 0.00                     | 0.00             | 0.00                         | 0.00                    | 0.00             | 0.00               |
| 1996 | 8   | 0             | 0                  | 13.80              | 0.00                     | 0.00             | 0.00                         | 0.00                    | 0.00             | 0.00               |
| 1996 | 9   | 0             | 0                  | 28.58              | 0.00                     | 0.00             | 0.00                         | 0.00                    | 0.00             | 0.00               |

| Year | Mon | # Days<br>SSM | # Days<br>SSMwC.B. | Supplem.<br>Volume | SSM<br>Cutback<br>Volume | % SSM<br>Cutback | Convey.<br>Cutback<br>Volume | %<br>Cutback<br>Convey. | Total<br>Cutback | % Total<br>Cutback |
|------|-----|---------------|--------------------|--------------------|--------------------------|------------------|------------------------------|-------------------------|------------------|--------------------|
| 1996 | 10  | 0             | 0                  | 15.88              | 0.00                     | 0.00             | 0.00                         | 0.00                    | 0.00             | 0.00               |
| 1996 | 11  | 0             | 0                  | 65.56              | 0.00                     | 0.00             | 0.00                         | 0.00                    | 0.00             | 0.00               |
| 1996 | 12  | 0             | 0                  | 71.35              | 0.00                     | 0.00             | 0.00                         | 0.00                    | 0.00             | 0.00               |
| 1997 | 1   | 0             | 0                  | 41.66              | 0.00                     | 0.00             | 0.00                         | 0.00                    | 0.00             | 0.00               |
| 1997 | 2   | 0             | 0                  | 45.30              | 0.00                     | 0.00             | 0.73                         | 1.62                    | 0.73             | 1.62               |
| 1997 | 3   | 0             | 0                  | 58.23              | 0.00                     | 0.00             | 0.37                         | 0.63                    | 0.37             | 0.63               |
| 1997 | 4   | 0             | 0                  | 33.29              | 0.00                     | 0.00             | 0.00                         | 0.00                    | 0.00             | 0.00               |
| 1997 | 5   | 0             | 0                  | 51.30              | 0.00                     | 0.00             | 0.00                         | 0.00                    | 0.00             | 0.00               |
| 1997 | 6   | 0             | 0                  | 31.75              | 0.00                     | 0.00             | 0.62                         | 1.96                    | 0.62             | 1.96               |
| 1997 | 7   | 0             | 0                  | 12.24              | 0.00                     | 0.00             | 0.00                         | 0.00                    | 0.00             | 0.00               |
| 1997 | 8   | 0             | 0                  | 1.95               | 0.00                     | 0.00             | 0.00                         | 0.00                    | 0.00             | 0.00               |
| 1997 | 9   | 0             | 0                  | 6.10               | 0.00                     | 0.00             | 0.00                         | 0.00                    | 0.00             | 0.00               |

| Year | Mon | # Days<br>SSM | # Days<br>SSMwC.B. | Supplem.<br>Volume | SSM<br>Cutback<br>Volume | % SSM<br>Cutback | Convey.<br>Cutback<br>Volume | %<br>Cutback<br>Convey. | Total<br>Cutback | % Total<br>Cutback |
|------|-----|---------------|--------------------|--------------------|--------------------------|------------------|------------------------------|-------------------------|------------------|--------------------|
| 1997 | 10  | 0             | 0                  | 46.59              | 0.00                     | 0.00             | 0.00                         | 0.00                    | 0.00             | 0.00               |
| 1997 | 11  | 0             | 0                  | 16.11              | 0.00                     | 0.00             | 0.00                         | 0.00                    | 0.00             | 0.00               |
| 1997 | 12  | 0             | 0                  | 0.00               | 0.00                     | 0.00             | 0.00                         | 0.00                    | 0.00             | 0.00               |
| 1998 | 1   | 0             | 0                  | 2.14               | 0.00                     | 0.00             | 0.00                         | 0.00                    | 0.00             | 0.00               |
| 1998 | 2   | 0             | 0                  | 1.95               | 0.00                     | 0.00             | 0.00                         | 0.00                    | 0.00             | 0.00               |
| 1998 | 3   | 0             | 0                  | 4.61               | 0.00                     | 0.00             | 0.00                         | 0.00                    | 0.00             | 0.00               |
| 1998 | 4   | 0             | 0                  | 33.28              | 0.00                     | 0.00             | 0.00                         | 0.00                    | 0.00             | 0.00               |
| 1998 | 5   | 0             | 0                  | 157.77             | 0.00                     | 0.00             | 0.22                         | 0.14                    | 0.22             | 0.14               |
| 1998 | 6   | 0             | 0                  | 149.12             | 0.00                     | 0.00             | 2.09                         | 1.40                    | 2.09             | 1.40               |
| 1998 | 7   | 0             | 0                  | 23.96              | 0.00                     | 0.00             | 0.00                         | 0.00                    | 0.00             | 0.00               |
| 1998 | 8   | 0             | 0                  | 8.42               | 0.00                     | 0.00             | 0.43                         | 5.10                    | 0.43             | 5.10               |
| 1998 | 9   | 2             | 0                  | 1.76               | 0.00                     | 0.00             | 0.00                         | 0.00                    | 0.00             | 0.00               |

| Year | Mon | # Days<br>SSM | # Days<br>SSMwC.B. | Supplem.<br>Volume | SSM<br>Cutback<br>Volume | % SSM<br>Cutback | Convey.<br>Cutback<br>Volume | %<br>Cutback<br>Convey. | Total<br>Cutback | % Total<br>Cutback |
|------|-----|---------------|--------------------|--------------------|--------------------------|------------------|------------------------------|-------------------------|------------------|--------------------|
| 1998 | 10  | 0             | 0                  | 23.75              | 0.00                     | 0.00             | 0.00                         | 0.00                    | 0.00             | 0.00               |
| 1998 | 11  | 0             | 0                  | 18.38              | 0.00                     | 0.00             | 0.00                         | 0.00                    | 0.00             | 0.00               |
| 1998 | 12  | 0             | 0                  | 30.93              | 0.00                     | 0.00             | 0.00                         | 0.00                    | 0.00             | 0.00               |
| 1999 | 1   | 0             | 0                  | 10.18              | 0.00                     | 0.00             | 0.00                         | 0.00                    | 0.00             | 0.00               |
| 1999 | 2   | 0             | 0                  | 45.08              | 0.00                     | 0.00             | 0.00                         | 0.00                    | 0.00             | 0.00               |
| 1999 | 3   | 0             | 0                  | 123.05             | 0.00                     | 0.00             | 0.00                         | 0.00                    | 0.00             | 0.00               |
| 1999 | 4   | 0             | 0                  | 33.28              | 0.00                     | 0.00             | 0.00                         | 0.00                    | 0.00             | 0.00               |
| 1999 | 5   | 0             | 0                  | 106.28             | 0.00                     | 0.00             | 0.00                         | 0.00                    | 0.00             | 0.00               |
| 1999 | 6   | 0             | 0                  | 6.37               | 0.00                     | 0.00             | 0.00                         | 0.00                    | 0.00             | 0.00               |
| 1999 | 7   | 0             | 0                  | 7.29               | 0.00                     | 0.00             | 0.00                         | 0.00                    | 0.00             | 0.00               |
| 1999 | 8   | 0             | 0                  | 12.98              | 0.00                     | 0.00             | 0.00                         | 0.01                    | 0.00             | 0.01               |
| 1999 | 9   | 0             | 0                  | 0.78               | 0.00                     | 0.00             | 0.00                         | 0.00                    | 0.00             | 0.00               |

| Year | Mon | # Days<br>SSM | # Days<br>SSMwC.B. | Supplem.<br>Volume | SSM<br>Cutback<br>Volume | % SSM<br>Cutback | Convey.<br>Cutback<br>Volume | %<br>Cutback<br>Convey. | Total<br>Cutback | % Total<br>Cutback |
|------|-----|---------------|--------------------|--------------------|--------------------------|------------------|------------------------------|-------------------------|------------------|--------------------|
| 1999 | 10  | 0             | 0                  | 0.42               | 0.00                     | 0.00             | 0.00                         | 0.00                    | 0.00             | 0.00               |
| 1999 | 11  | 0             | 0                  | 37.34              | 0.00                     | 0.00             | 0.00                         | 0.00                    | 0.00             | 0.00               |
| 1999 | 12  | 0             | 0                  | 47.13              | 0.00                     | 0.00             | 0.00                         | 0.00                    | 0.00             | 0.00               |
| 2000 | 1   | 0             | 0                  | 59.28              | 0.00                     | 0.00             | 0.00                         | 0.00                    | 0.00             | 0.00               |
| 2000 | 2   | 0             | 0                  | 64.94              | 0.00                     | 0.00             | 0.00                         | 0.00                    | 0.00             | 0.00               |
| 2000 | 3   | 0             | 0                  | 72.42              | 0.00                     | 0.00             | 0.00                         | 0.00                    | 0.00             | 0.00               |
| 2000 | 4   | 0             | 0                  | 33.61              | 0.00                     | 0.00             | 0.00                         | 0.00                    | 0.00             | 0.00               |
| 2000 | 5   | 0             | 0                  | 183.18             | 0.00                     | 0.00             | 0.24                         | 0.13                    | 0.24             | 0.13               |
| 2000 | 6   | 0             | 0                  | 151.37             | 0.00                     | 0.00             | 1.05                         | 0.70                    | 1.05             | 0.70               |
| 2000 | 7   | 0             | 0                  | 1.86               | 0.00                     | 0.00             | 0.00                         | 0.00                    | 0.00             | 0.00               |
| 2000 | 8   | 20            | 14                 | 48.77              | 29.72                    | 60.95            | 0.00                         | 0.00                    | 29.72            | 60.95              |
| 2000 | 9   | 30            | 2                  | 4.11               | 0.66                     | 16.04            | 0.00                         | 0.00                    | 0.66             | 16.04              |



| Year | Mon | # Days<br>SSM | # Days<br>SSMwC.B. | Supplem.<br>Volume | SSM<br>Cutback<br>Volume | % SSM<br>Cutback | Convey.<br>Cutback<br>Volume | %<br>Cutback<br>Convey. | Total<br>Cutback | % Total<br>Cutback |
|------|-----|---------------|--------------------|--------------------|--------------------------|------------------|------------------------------|-------------------------|------------------|--------------------|
| 2000 | 10  | 31            | 6                  | 42.91              | 3.24                     | 7.55             | 0.00                         | 0.00                    | 3.24             | 7.55               |
| 2000 | 11  | 30            | 25                 | 106.97             | 23.38                    | 21.86            | 0.51                         | 0.48                    | 23.90            | 22.34              |
| 2000 | 12  | 31            | 14                 | 78.64              | 12.50                    | 15.90            | 0.08                         | 0.11                    | 12.58            | 16.00              |
| 2001 | 1   | 31            | 15                 | 66.77              | 6.99                     | 10.48            | 0.07                         | 0.10                    | 7.06             | 10.58              |
| 2001 | 2   | 28            | 24                 | 96.08              | 26.42                    | 27.50            | 0.00                         | 0.00                    | 26.42            | 27.50              |
| 2001 | 3   | 31            | 15                 | 70.34              | 25.96                    | 36.91            | 0.01                         | 0.02                    | 25.98            | 36.93              |
| 2001 | 4   | 0             | 0                  | 33.31              | 0.00                     | 0.00             | 0.00                         | 0.00                    | 0.00             | 0.00               |
| 2001 | 5   | 0             | 0                  | 137.92             | 0.00                     | 0.00             | 0.14                         | 0.10                    | 0.14             | 0.10               |
| 2001 | 6   | 0             | 0                  | 43.00              | 0.00                     | 0.00             | 0.00                         | 0.00                    | 0.00             | 0.00               |
| 2001 | 7   | 0             | 0                  | 10.76              | 0.00                     | 0.00             | 0.05                         | 0.44                    | 0.05             | 0.44               |
| 2001 | 8   | 0             | 0                  | 23.07              | 0.00                     | 0.00             | 0.00                         | 0.00                    | 0.00             | 0.00               |
| 2001 | 9   | 0             | 0                  | 5.45               | 0.00                     | 0.00             | 0.00                         | 0.00                    | 0.00             | 0.00               |

| Year | Mon | # Days<br>SSM | # Days<br>SSMwC.B. | Supplem.<br>Volume | SSM<br>Cutback<br>Volume | % SSM<br>Cutback | Convey.<br>Cutback<br>Volume | %<br>Cutback<br>Convey. | Total<br>Cutback | % Total<br>Cutback |
|------|-----|---------------|--------------------|--------------------|--------------------------|------------------|------------------------------|-------------------------|------------------|--------------------|
| 2001 | 10  | 0             | 0                  | 10.01              | 0.00                     | 0.00             | 0.00                         | 0.00                    | 0.00             | 0.00               |
| 2001 | 11  | 0             | 0                  | 41.24              | 0.00                     | 0.00             | 0.00                         | 0.00                    | 0.00             | 0.00               |
| 2001 | 12  | 0             | 0                  | 41.57              | 0.00                     | 0.00             | 0.00                         | 0.01                    | 0.00             | 0.01               |
| 2002 | 1   | 0             | 0                  | 28.61              | 0.00                     | 0.00             | 0.00                         | 0.00                    | 0.00             | 0.00               |
| 2002 | 2   | 0             | 0                  | 30.44              | 0.00                     | 0.00             | 0.00                         | 0.00                    | 0.00             | 0.00               |
| 2002 | 3   | 0             | 0                  | 78.83              | 0.00                     | 0.00             | 0.00                         | 0.00                    | 0.00             | 0.00               |
| 2002 | 4   | 0             | 0                  | 33.37              | 0.00                     | 0.00             | 0.00                         | 0.00                    | 0.00             | 0.00               |
| 2002 | 5   | 0             | 0                  | 150.94             | 0.00                     | 0.00             | 0.01                         | 0.01                    | 0.01             | 0.01               |
| 2002 | 6   | 0             | 0                  | 64.07              | 0.00                     | 0.00             | 0.14                         | 0.22                    | 0.14             | 0.22               |
| 2002 | 7   | 0             | 0                  | 12.00              | 0.00                     | 0.00             | 0.00                         | 0.00                    | 0.00             | 0.00               |
| 2002 | 8   | 0             | 0                  | 12.86              | 0.00                     | 0.00             | 0.00                         | 0.00                    | 0.00             | 0.00               |
| 2002 | 9   | 0             | 0                  | 10.51              | 0.00                     | 0.00             | 0.00                         | 0.00                    | 0.00             | 0.00               |

| Year | Mon | # Days<br>SSM | # Days<br>SSMwC.B. | Supplem.<br>Volume | SSM<br>Cutback<br>Volume | % SSM<br>Cutback | Convey.<br>Cutback<br>Volume | %<br>Cutback<br>Convey. | Total<br>Cutback | % Total<br>Cutback |
|------|-----|---------------|--------------------|--------------------|--------------------------|------------------|------------------------------|-------------------------|------------------|--------------------|
| 2002 | 10  | 0             | 0                  | 11.78              | 0.00                     | 0.00             | 0.00                         | 0.00                    | 0.00             | 0.00               |
| 2002 | 11  | 0             | 0                  | 30.57              | 0.00                     | 0.00             | 0.00                         | 0.00                    | 0.00             | 0.00               |
| 2002 | 12  | 0             | 0                  | 7.51               | 0.00                     | 0.00             | 0.00                         | 0.00                    | 0.00             | 0.00               |
| 2003 | 1   | 0             | 0                  | 45.64              | 0.00                     | 0.00             | 0.00                         | 0.00                    | 0.00             | 0.00               |
| 2003 | 2   | 0             | 0                  | 56.57              | 0.00                     | 0.00             | 0.00                         | 0.00                    | 0.00             | 0.00               |
| 2003 | 3   | 0             | 0                  | 34.83              | 0.00                     | 0.00             | 0.00                         | 0.00                    | 0.00             | 0.00               |
| 2003 | 4   | 0             | 0                  | 33.27              | 0.00                     | 0.00             | 0.00                         | 0.00                    | 0.00             | 0.00               |
| 2003 | 5   | 0             | 0                  | 95.89              | 0.00                     | 0.00             | 0.00                         | 0.00                    | 0.00             | 0.00               |
| 2003 | 6   | 0             | 0                  | 15.42              | 0.00                     | 0.00             | 0.00                         | 0.00                    | 0.00             | 0.00               |
| 2003 | 7   | 0             | 0                  | 14.13              | 0.00                     | 0.00             | 0.00                         | 0.00                    | 0.00             | 0.00               |
| 2003 | 8   | 0             | 0                  | 0.01               | 0.00                     | 0.00             | 0.00                         | 0.00                    | 0.00             | 0.00               |
| 2003 | 9   | 0             | 0                  | 1.20               | 0.00                     | 0.00             | 0.00                         | 0.00                    | 0.00             | 0.00               |

| Year | Mon | # Days<br>SSM | # Days<br>SSMwC.B. | Supplem.<br>Volume | SSM<br>Cutback<br>Volume | % SSM<br>Cutback | Convey.<br>Cutback<br>Volume | %<br>Cutback<br>Convey. | Total<br>Cutback | % Total<br>Cutback |
|------|-----|---------------|--------------------|--------------------|--------------------------|------------------|------------------------------|-------------------------|------------------|--------------------|
| 2003 | 10  | 0             | 0                  | 41.01              | 0.00                     | 0.00             | 0.00                         | 0.00                    | 0.00             | 0.00               |
| 2003 | 11  | 0             | 0                  | 32.57              | 0.00                     | 0.00             | 0.00                         | 0.00                    | 0.00             | 0.00               |
| 2003 | 12  | 0             | 0                  | 28.49              | 0.00                     | 0.00             | 0.01                         | 0.02                    | 0.01             | 0.02               |
| 2004 | 1   | 0             | 0                  | 45.37              | 0.00                     | 0.00             | 0.00                         | 0.00                    | 0.00             | 0.00               |
| 2004 | 2   | 0             | 0                  | 17.43              | 0.00                     | 0.00             | 0.00                         | 0.00                    | 0.00             | 0.00               |
| 2004 | 3   | 0             | 0                  | 99.84              | 0.00                     | 0.00             | 0.00                         | 0.00                    | 0.00             | 0.00               |
| 2004 | 4   | 0             | 0                  | 33.55              | 0.00                     | 0.00             | 0.00                         | 0.00                    | 0.00             | 0.00               |
| 2004 | 5   | 0             | 0                  | 197.60             | 0.00                     | 0.00             | 0.60                         | 0.30                    | 0.60             | 0.30               |
| 2004 | 6   | 0             | 0                  | 51.47              | 0.00                     | 0.00             | 0.04                         | 0.07                    | 0.04             | 0.07               |
| 2004 | 7   | 0             | 0                  | 36.97              | 0.00                     | 0.00             | 0.03                         | 0.09                    | 0.03             | 0.09               |
| 2004 | 8   | 0             | 0                  | 0.35               | 0.00                     | 0.00             | 0.25                         | 70.65                   | 0.25             | 70.65              |
| 2004 | 9   | 0             | 0                  | 0.15               | 0.00                     | 0.00             | 0.00                         | 0.00                    | 0.00             | 0.00               |



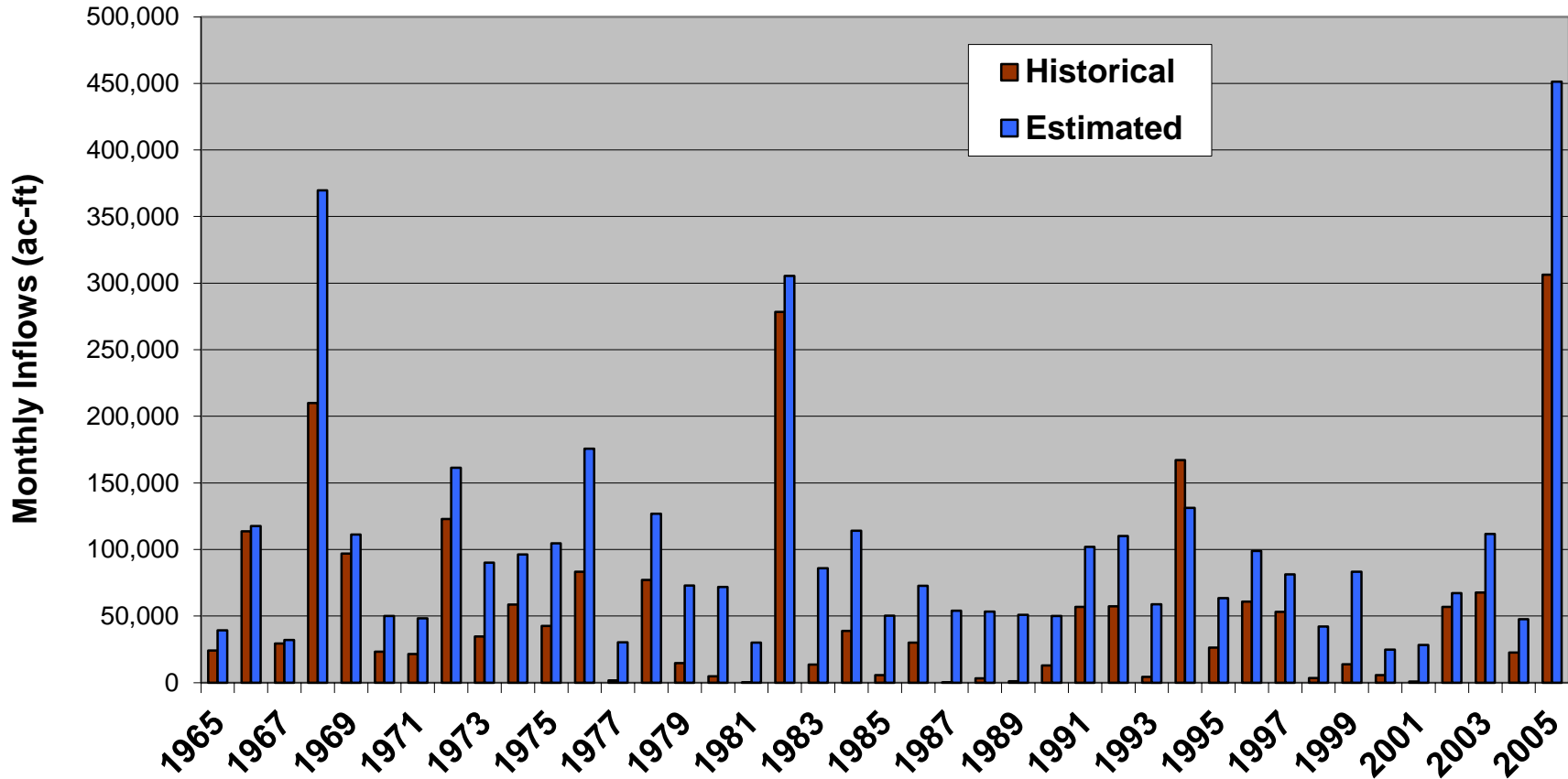
Annual Supply Side Management Results  
for the Lake Okeechobee Service Area  
Report by Water Years Oct-Sep  
(Volumes in 1000 ac-ft)

Run:  
SFWMM v6.7.4 - May 1, 2021 DPA TTFF Final LOK Stage 14.03

Note: SSM stands for Supply Side Management  
SSMwC.B. stands for Supply Side Management with cutback

| Wat_Year | # Days<br>SSM | # Days<br>SSMwC.B. | Supplem.<br>Volume | SSM<br>Cutback<br>Volume | % SSM<br>Cutback | Convey.<br>Cutback<br>Volume | %<br>Cutback<br>Convey. | Total<br>Cutback | % Total<br>Cutback |
|----------|---------------|--------------------|--------------------|--------------------------|------------------|------------------------------|-------------------------|------------------|--------------------|
| 1966     | 0             | 0                  | 281.69             | 0.00                     | 0.00             | 0.03                         | 0.01                    | 0.03             | 0.01               |
| 1967     | 0             | 0                  | 571.26             | 0.00                     | 0.00             | 0.28                         | 0.05                    | 0.28             | 0.05               |
| 1968     | 0             | 0                  | 382.06             | 0.00                     | 0.00             | 0.10                         | 0.03                    | 0.10             | 0.03               |
| 1969     | 0             | 0                  | 310.46             | 0.00                     | 0.00             | 0.00                         | 0.00                    | 0.00             | 0.00               |
| 1970     | 0             | 0                  | 292.91             | 0.00                     | 0.00             | 0.06                         | 0.02                    | 0.06             | 0.02               |
| 1971     | 59            | 26                 | 594.17             | 21.63                    | 3.64             | 0.29                         | 0.05                    | 21.92            | 3.69               |
| 1972     | 0             | 0                  | 459.92             | 0.00                     | 0.00             | 0.77                         | 0.17                    | 0.77             | 0.17               |
| 1973     | 72            | 17                 | 386.54             | 9.50                     | 2.46             | 1.55                         | 0.40                    | 11.05            | 2.86               |
| 1974     | 0             | 0                  | 520.36             | 0.00                     | 0.00             | 0.07                         | 0.01                    | 0.07             | 0.01               |
| 1975     | 0             | 0                  | 439.05             | 0.00                     | 0.00             | 0.02                         | 0.00                    | 0.02             | 0.00               |
| 1976     | 0             | 0                  | 411.60             | 0.00                     | 0.00             | 0.10                         | 0.02                    | 0.10             | 0.02               |
| 1977     | 0             | 0                  | 451.32             | 0.00                     | 0.00             | 0.03                         | 0.01                    | 0.03             | 0.01               |
| 1978     | 0             | 0                  | 244.46             | 0.00                     | 0.00             | 0.00                         | 0.00                    | 0.00             | 0.00               |
| 1979     | 0             | 0                  | 388.12             | 0.00                     | 0.00             | 1.63                         | 0.42                    | 1.63             | 0.42               |
| 1980     | 4             | 0                  | 441.37             | 0.00                     | 0.00             | 0.88                         | 0.20                    | 0.88             | 0.20               |
| 1981     | 182           | 57                 | 630.18             | 38.55                    | 6.12             | 2.11                         | 0.33                    | 40.66            | 6.45               |
| 1982     | 94            | 38                 | 561.21             | 21.19                    | 3.78             | 0.32                         | 0.06                    | 21.51            | 3.83               |
| 1983     | 0             | 0                  | 440.01             | 0.00                     | 0.00             | 0.12                         | 0.03                    | 0.12             | 0.03               |
| 1984     | 0             | 0                  | 347.02             | 0.00                     | 0.00             | 0.11                         | 0.03                    | 0.11             | 0.03               |
| 1985     | 29            | 14                 | 663.26             | 15.34                    | 2.31             | 3.23                         | 0.49                    | 18.57            | 2.80               |
| 1986     | 0             | 0                  | 323.62             | 0.00                     | 0.00             | 0.07                         | 0.02                    | 0.07             | 0.02               |
| 1987     | 37            | 11                 | 459.53             | 15.11                    | 3.29             | 0.16                         | 0.03                    | 15.27            | 3.32               |
| 1988     | 23            | 0                  | 365.65             | 0.00                     | 0.00             | 0.44                         | 0.12                    | 0.44             | 0.12               |
| 1989     | 66            | 12                 | 725.85             | 6.63                     | 0.91             | 5.14                         | 0.71                    | 11.77            | 1.62               |
| 1990     | 15            | 1                  | 448.38             | 0.06                     | 0.01             | 1.72                         | 0.38                    | 1.77             | 0.40               |
| 1991     | 0             | 0                  | 397.93             | 0.00                     | 0.00             | 0.00                         | 0.00                    | 0.00             | 0.00               |
| 1992     | 0             | 0                  | 443.03             | 0.00                     | 0.00             | 0.40                         | 0.09                    | 0.40             | 0.09               |
| 1993     | 25            | 0                  | 475.21             | 0.00                     | 0.00             | 0.01                         | 0.00                    | 0.01             | 0.00               |
| 1994     | 7             | 0                  | 337.96             | 0.00                     | 0.00             | 0.00                         | 0.00                    | 0.00             | 0.00               |
| 1995     | 0             | 0                  | 251.04             | 0.00                     | 0.00             | 0.58                         | 0.23                    | 0.58             | 0.23               |
| 1996     | 0             | 0                  | 368.67             | 0.00                     | 0.00             | 0.00                         | 0.00                    | 0.00             | 0.00               |
| 1997     | 0             | 0                  | 434.60             | 0.00                     | 0.00             | 1.72                         | 0.40                    | 1.72             | 0.40               |
| 1998     | 2             | 0                  | 445.72             | 0.00                     | 0.00             | 2.74                         | 0.61                    | 2.74             | 0.61               |
| 1999     | 0             | 0                  | 418.35             | 0.00                     | 0.00             | 0.00                         | 0.00                    | 0.00             | 0.00               |
| 2000     | 50            | 16                 | 704.43             | 30.38                    | 4.31             | 1.29                         | 0.18                    | 31.68            | 4.50               |
| 2001     | 182           | 99                 | 715.21             | 98.50                    | 13.77            | 0.87                         | 0.12                    | 99.37            | 13.89              |
| 2002     | 0             | 0                  | 514.47             | 0.00                     | 0.00             | 0.16                         | 0.03                    | 0.16             | 0.03               |
| 2003     | 0             | 0                  | 346.81             | 0.00                     | 0.00             | 0.00                         | 0.00                    | 0.00             | 0.00               |
| 2004     | 0             | 0                  | 584.81             | 0.00                     | 0.00             | 0.92                         | 0.16                    | 0.92             | 0.16               |
| 2005     | 0             | 0                  | 377.48             | 0.00                     | 0.00             | 0.06                         | 0.02                    | 0.06             | 0.02               |

## May 2021 Dynamic Position Analysis Historical and Estimated S-65E Monthly Flow for May from 1965 - 2005



## May 2021 Dynamic Position Analysis Historical and Estimated S-65E Monthly Flow for June from 1965 - 2005

